



LE  
CO  
LE

School of  
Jewelry Arts

Supported by  
Van Cleef & Arpels

The  
Bulletin

N°4

September –  
December  
2021

# A Word From Our President

Dear Students, Dear Friends,

We are pleased to present our new program which spotlights the subject of jewelry design.

Seldom studied and published, even more rarely exhibited, jewelry design remains practically unknown to the general public. Nevertheless, jewelry design plays an essential role, serving as the reference point for all those involved in the creation of a jewel.

After having devoted a research project to this subject, L'ÉCOLE, School of Jewelry Arts is pleased to announce, not only the creation of a new course on this topic, but also the organization of an exhibition **in Paris**, “Designing Jewels”, from October 14<sup>th</sup> 2021 to February 14<sup>th</sup> 2022, as well as the publication of a book co-published with Norma.

Simultaneously, **in Hong Kong**, the second permanent campus of L'ÉCOLE, School of Jewelry Arts is hosting the exhibition “Lacloche Jewelers” from November 22<sup>nd</sup> to April 6<sup>th</sup>. This exhibition, which was first presented in Paris in Fall 2019, sheds light on the Maison Lacloche, which was one of Paris’ celebrated Maisons from the Belle Époque period to the 1960s. Through jewelry, clocks and vanity cases—the Lacloche specialty—as well as archival documents, the retrospective illustrates various trends, including the naturalism of Art Nouveau, and the penchant for the Far East during the Roaring Twenties, the modernism of Art Deco, and the charmingly seductive creations of the 1950s.

In addition, we will continue our program of free **online** Conversations open to all. From September to December, 6 themes will be broadcast live from our exhibitions in Paris and Hong Kong, from the GemGenève fair or from the Florae exhibition organized by Van Cleef & Arpels. From the secret language of flowers to Art Deco, from the mysteries of jewelry design to the art of precious boxes, our talks will embark you on a journey in the fascinating world of jewelry, from the comfort of your home.

Enjoy your discovery and  
see you soon at L'ÉCOLE, in Paris,  
in Hong Kong or online!



**Marie Vallanet-Delhom**  
President of L'ÉCOLE, School of Jewelry Arts

---

Cover image:  
Van Cleef & Arpels  
*Cascade Earring Design*  
Circa 1955  
Van Cleef & Arpels Archives



## Table of Contents

# COURSES, WORKSHOPS & TALKS

- 4      **New Course:**  
Once Upon A Time There Was Jewelry Design
- 6      **A Class in Images:**  
From Design to Mock-up
- 8      **A Class in Images:**  
The Gouaché in High Jewelry 1 – The Light
- 10     **A Class in Images:**  
The Gouaché in High Jewelry 2 – The Color
- 12     Month by Month, from September to December
- 22     The Complete Courses and Workshops List

## EXHIBITION

- 28      Designing Jewels

## ONLINE

- 32      Live Online Conversations Program

## IN HONG KONG

- 35      “Lacloche Jewelers” Exhibition

## PORTRAITS

- 38      Portrait of a Teacher: Marina Fulchiron, Jewelry Designer
- 41      Portrait of a Student: Zhao, Landscape Designer



# ONCE UPON A TIME *THERE WAS* *JEWELRY DESIGN*

AT THE ORIGIN OF THE JEWEL:  
DESIGN, HISTORY, EVOLUTION AND TECHNIQUE

The first step in of the long process of creating a piece of jewelry, the jewelry design is an ancient practice that dates back to the Renaissance. Rendered in pencil, pen, or brush on various surfaces, such as paper, card, parchment, or tracing paper, it gives rise to the final jewelry piece. This course is the fruit of an important research project carried out over the period of one year by L'ÉCOLE, School of Jewelry Arts. The research was done in archives, libraries, museums, and inside the patrimonial collections of several great jewelry Maisons.

The unique and original content is revealed to you by a jewelry art historian and a designer.

During this course, you will observe how "a simple drawing" gives life to a jewelry creation. Who are the authors of jewelry drawings, the "designers"? What execution techniques do they rely upon? What are the uses of jewelry drawings over time? In three sections, you will grasp the importance of beauty in jewelry design, from the 15<sup>th</sup> century to today. The jewelry art history teacher will unveil works that are as beautiful as they are remarkable.

The designer will give a contemporary point of view, relying upon her experience as a designer and gouacheuse in several Maisons on the Place Vendôme. She will show her tools and one of her sketchbooks.

You will then have the opportunity to handle the different types of materials used over the centuries and to leaf through several illustrated catalogues of gouachés, recently published by the Maisons in order to present their High Jewelry collections.

### Practical information

#### Number of participants:

12 people maximum

**Duration:** 4 hours

**Professors:** a jewelry art historian and a designer

**Language:** French or English

**Price:** 200€ / participant

#### Dates and registration:



Van Cleef & Arpels  
*Design of a necklace and its wearer*  
circa 1920  
Van Cleef & Arpels Archives  
© Van Cleef & Arpels SA



René Lalique (1860-1945)  
*Design of "Peacock" tiara*  
circa 1900  
Van Cleef & Arpels  
Jewelry Culture Fund

Van Cleef & Arpels  
*Design for a necklace*  
circa 1920  
Van Cleef & Arpels Archives  
© Van Cleef & Arpels SA



# FROM DESIGN TO MOCK-UP

EXPLORE THE FIRST STEPS  
IN CREATING A JEWEL

**1**

Once the design is finished, the process of creating a jewel begins with a “gouaché” painted design, depicting its color, shape, and volume in actual size.

**2**

You will understand the three stages which allow a jewel to be represented in two dimensions: the drawing, the tracing, and the gouaché.

**3**

You will also be able to paint the facets of a diamond.

**4**

Sitting at the workbench in our Jewelry Workshop, you will then experience the mock-up maker’s gestures while creating a pewter mock-up.

**5**

The work of the mock-up maker consists of interpreting the gouaché to offer a three-dimensional interpretation of the final jewel. Mock-ups are made of pewter, a metal that is more malleable and therefore easier to work than gold.

**6**

From a pewter plate, you will be invited to make your own mock-up of a butterfly jewel.

### Practical information

**Number of participants:** 12 people maximum

**Duration:** 4 hours

**Professors:** a designer, a mock-up maker, and an expert teacher in jewelry savoir-faire


**Language:** French or English

**Price:** 200€ / participant

### Dates and registration:



1




2



3



4



5




6



7



8



9



# THE GOUACHÉ IN HIGH JEWELRY 1 – *THE LIGHT*

DEPICTING LIGHT ON A GOUACHÉ PAINTING,  
THE FIRST STAGE IN CREATING  
A HIGH JEWELRY PIECE

**1**  
A “gouaché” is the first step in the creation of a High Jewelry piece: a painted design that will act as a guide for all the craftsmen involved — mock-up makers, jewelers, gemologists and stone setters.

A highly skilled technique, it consists of depicting three-dimensional volumes: although the painted design is flat, the jewel is a three-dimensional object.

At L'ÉCOLE, School of Jewelry Arts, two classes are devoted to this technique of High Jewelry design: “The Gouaché in High Jewelry 1: The Light” and “The Gouaché in High Jewelry 2: The Color”.

**2**  
After a presentation of the gouaché technique, you will experience the designer’s gestures while painting a white gold piece in the shape of a bow.

**3**  
Using three different colors, you will learn how to position light and shadow, and then depict them using gouaché.

**4**  
You will understand the creative process and become familiar with this specific High Jewelry design technique.

## Practical information

**Number of participants:**  
6 people maximum  
**Duration:** 3 hours  
**Professors:**  
a jewelry designer and  
a visual artist  
**Language:** French or  
English  
**Price:** 200€ / participant

## Dates and registration:



1



2



3



4

# THE GOUACHÉ IN HIGH JEWELRY 2 – *THE COLOR*

DEPICTING COLOR ON A GOUACHÉ SKETCH,  
THE FIRST STAGE IN CREATING  
A HIGH JEWELRY PIECE

**1**  
In High Jewelry, creations are adorned with gems having a multitude of colors. For a better understanding of the diversity of possible shades, you will be invited to identify the color of different stones on a chromatic circle.

**2**  
After this first observation exercise, you will experience the designer's gestures while painting both a cabochon and a faceted stone.

**3**  
You will discover how color, combined with the depiction of light, enables the designer to reproduce both the color and shape of stones until they appear to come to life.

**4**  
At the end of the class, you will take home your gouaché painting as a souvenir.

### Practical information

**Number of participants:**

6 people maximum

**Duration:** 3 hours

**Professors:**

a jewelry designer and  
a visual artist

**Language:** French or  
English

**Price:** 200€ / participant

**Dates and registration:**



1




2a



2b



3



4

# COURSES, WORKSHOPS & TALKS

## September

The titles of courses, workshops and talks are indicated in the language in which they will be given, in French or in English.

This program might change depending on the health situation.

- Courses
- Live Online Conversations
- Workshops for young people



Course *Trying your hand at Japanese Urushi Lacquer*

### Monday 13<sup>th</sup>

10:00 am – 12:30 pm

Un amour de bijou: la bague de fiançailles

2:30 pm – 5:00 pm

First Steps into Jewelry

2:30 pm – 6:30 pm

Entering the Van Cleef & Arpels Universe

### Tuesday 14<sup>th</sup>

9:00 am – 1:00 pm

Du bijou français à la laque japonaise

9:00 am – 1:00 pm

Le rubis, pierre ardente et envoûtante

9:00 am – 1:00 pm

Once Upon A Time There Was Jewelry Design

2:30 pm – 6:30 pm

Gold and Jewelry, from Antiquity to the Renaissance Princes

5:00 pm – 7:30 pm

Premiers pas en joaillerie

### Wednesday 15<sup>th</sup>

9:00 am – 11:00 am

Trying your hand at Japanese Urushi Lacquer

9:00 am – 1:00 pm

Découvrir les pierres

9:00 am – 1:00 pm

Art Nouveau: Astonishing Jewels – From School to Museum

2:30 pm – 6:30 pm

Amulets and Precious Symbols

### Thursday 16<sup>th</sup>

9:00 am – 1:00 pm

Du dessin à la maquette

9:00 am – 1:00 pm

Il était une fois le dessin joaillier

9:00 am – 1:00 pm

Reconnaître les pierres

2:30 pm – 6:30 pm

Du projet en cire aux techniques de serti

2:30 pm – 6:30 pm

Entrer dans l'univers de Van Cleef & Arpels

### Friday 17<sup>th</sup>

9:00 am – 1:00 pm

Amulettes et symboles précieux

9:00 am – 1:00 pm

Ruby, a Fiery and Bewitching Stone

9:00 am – 1:00 pm

Having access to Van Cleef & Arpels creations

2:30 pm – 4:30 pm

Pratique des techniques joaillières

2:30 pm – 6:30 pm

La fascination du diamant 1: histoire et légendes

### Monday 20<sup>th</sup>

10:00 am – 12:30 pm

The Engagement Ring: A Love Story

2:30 pm – 4:30 pm

The Diamond's Magic: Symbols & Legends

2:30 pm – 4:30 pm

Trying Out the Jeweler's Techniques

2:30 pm – 6:30 pm

Or et Bijoux, de l'Antiquité aux princes de la Renaissance

### Tuesday 21<sup>st</sup>

9:00 am – 11:00 am

The Diamond: A Gemological Exception

9:00 am – 1:00 pm

Le bijou et les émaux grand feu

9:00 am – 1:00 pm

The Lapidary's Art 1 – Discovery: History and Techniques

2:30 pm – 5:00 pm

Around the World in Jewelry

2:30 pm – 6:30 pm

A History of Jewelry, from Louis XIV to Art Deco

2:30 pm – 6:30 pm

Jewelry and «Grand Feu» Enameling

### Wednesday 22<sup>nd</sup>

Study Day: «Jeunes chercheurs», at the Paris Museum of Decorative Arts

9:00 am – 11:00 am

Insolites bijoux Art nouveau

9:00 am – 1:00 pm

La fascination du diamant 2: science et gemmologie

9:00 am – 1:00 pm

Accéder à la création de Van Cleef & Arpels

2:30 pm – 4:30 pm

Introduction to Setting

2:30 pm – 6:30 pm

Une histoire de la joaillerie, de Louis XIV à l'Art déco

7:00 pm – 8:00 pm

Live Online Conversation  
*Le langage secret des fleurs*

### Thursday 23<sup>rd</sup>

9:00 am – 12:00 pm

Le Gouaché en Haute Joaillerie 1 – La lumière

9:00 am – 1:00 pm

Discover the Gemstones

9:00 am – 1:00 pm

L'art lapidaire 1 – Découverte: histoire & gestes

10:00 am – 11:00 am

Live Online Conversation  
*The Secret Language of Flowers*

2:30 pm – 5:30 pm

Le gouaché en Haute Joaillerie 2 – La couleur

7:00 pm – 8:00 pm

Live Online Conversation  
*The Secret Language of Flowers*

### Friday 24<sup>th</sup>

9:00 am – 12:00 pm

The Gouaché in High Jewelry 1 – The Light

9:00 am – 1:00 pm

L'art lapidaire 2 – Initiation: taille d'une pierre de couleur

9:00 am – 1:00 pm

Recognize the Gemstones

2:30 pm – 5:00 pm

Un tour du monde du bijou

2:30 pm – 5:30 pm

The Gouaché in High Jewelry 2 – The Color

### Wednesday 29<sup>th</sup>

2:00 pm – 4:00 pm

Workshop for ages 6 to 8

Couronnes et épées

2:30 pm – 4:30 pm

Workshop for ages 12 to 16

Découvrir le monde des pierres

2:30 pm – 4:30 pm

Workshop for ages 12 to 16

La maquette, première vision d'un bijou en volume



Course *From the Wax Project to The Setting Techniques*



## October

**Monday 11<sup>th</sup>****10:00 am — 12:30 pm**Un amour de bijou:  
la bague de fiançailles

—

**2:30 pm — 5:00 pm**

First Steps into Jewelry

—

**2:30 pm — 6:30 pm**Entrer dans l'univers  
de Van Cleef & Arpel**Tuesday 12<sup>th</sup>****9:00 am — 11:00 am**Pratique de la laque  
japonaise Urushi

—

**9:00 am — 1:00 pm**Le rubis, pierre ardente  
et envoûtante

—

**9:00 am — 1:00 pm**Fascinating Diamonds 1:  
History and Legends

—

**2:30 pm — 4:30 pm**Discover the technique  
of the Mock-up in Jewelry

—

**2:30 pm — 6:30 pm**Gold and Jewelry,  
from Antiquity to the  
Renaissance Princes

—

**5:00 am — 7:30 pm**

Premiers pas en joaillerie

**Wednesday 13<sup>th</sup>****9:00 am — 11:30 pm**Art Nouveau:  
Astonishing Jewels

—

**9:00 am — 1:00 pm**

Découvrir les pierres

—

**9:00 am — 1:00 pm**From French Jewels  
to Japanese Lacquer

—

**2:30 pm — 6:30 pm**

Du dessin à la maquette

—

**2:30 pm — 6:30 pm**Entering the  
Van Cleef & Arpels  
Universe

—

**2:30 pm — 6:30 pm**Il était une fois  
le dessin joaillier**Friday 15<sup>th</sup>****9:00 am — 1:00 pm**Amulettes et symboles  
précieux

—

**9:00 am — 1:00 pm**Ruby, a Fiery  
and Bewitching Stone

—

**9:00 am — 1:00 pm**Having access to  
Van Cleef & Arpels  
creations

—

**2:30 pm — 4:30 pm**La Magie du Diamant:  
Symboles & Légendes

—

**2:30 pm — 4:30 pm**Pratique des techniques  
joaillières**Monday 18<sup>th</sup>****9:00 am — 1:00 pm**The Lapidary's Art 1 –  
Discovery:

—

History and Techniques

—

**10:30 am — 1:00 pm**The Engagement Ring:  
A Love Story

—

**2:30 pm — 4:30 pm**Trying Out the Jeweler's  
Techniques

—

**2:30 pm — 4:30 pm**Le Diamant: Une  
exception gemmologique

—

**2:30 pm — 6:30 pm**Or et Bijoux,  
de l'Antiquité aux princes  
de la Renaissance**Tuesday 19<sup>th</sup>****9:00 am — 1:00 pm**Fascinating Diamonds 2:  
Science and Gemology

—

**9:00 am — 1:00 pm**Le bijou et les émaux  
grand feu

—

**2:30 pm — 6:30 pm**The Lapidary's Art 2 –  
Initiation:

—

Cutting a Colored Stone

—

**2:30 pm — 6:30 pm**A History of Jewelry, from  
Louis XIV to Art Deco

—

**2:30 pm — 5:00 pm**Around the World  
in Jewelry

—

**2:30 pm — 6:30 pm**Jewelry and «Grand Feu»  
Enameling**Wednesday 20<sup>th</sup>****9:00 am — 1:00 pm**Insolites bijoux Art  
nouveau:  
de L'École au Musée

—


**9:00 am — 1:00 pm**Accéder à la création  
de Van Cleef & Arpels

—

**9:00 am — 1:00 pm**

Reconnaître les pierres

—



Course Introduction to Gemology

**2:00 pm — 4:00 pm**  
**Workshop for ages****9 to 11**Crée ta pendule  
précieuse

—

**3:00 pm — 5:00 pm**  
**Workshop for ages****12 to 16**Découvrir le monde  
des pierres

—

**2:30 pm — 6:30 pm**From the Wax Project  
to the Setting Techniques

—

**2:30 pm — 6:30 pm**Une histoire de  
la joaillerie, de Louis XIV  
à l'Art déco

—

**7:00 pm — 8:00 pm****Live Online Conversation**  
*Les quatre saisons  
du jardin joaillier*

—

**Thursday 21<sup>st</sup>****9:00 am — 11:00 am**

Introduction to Gemology

—

**9:00 am — 12:00 pm**Le gouaché en Haute  
Joaillerie 1 – La lumière

—

**9:00 am — 1:00 pm**L'art lapidaire 1 –  
Découverte: histoire  
& gestes

—

**10:00 am — 11:00 am****Live Online Conversation**  
*The Four Seasons  
of the Jewelry Garden*

—

**2:30 pm — 4:30 pm**

Initiation au sertissage

—

**2:30 pm — 5:30 pm**Le gouaché en Haute  
Joaillerie 2 – La couleur

—

**2:30 pm — 6:30 pm**Once Upon A Time There  
Was Jewelry Design

—

**7:00 pm — 8:00 pm****Live Online Conversation**  
*The Four Seasons  
of the Jewelry Garden***Friday 22<sup>nd</sup>****9:00 am — 12:00 pm**The Gouaché  
in High Jewelry 1  
The Light

—

**9:00 am — 1:00 pm**L'art lapidaire 2 –  
Initiation: taille d'une  
pierre de couleur

—

**9:00 am — 1:00 pm**

Recognize the Gemstones


—

**2:30 pm — 5:00 pm**Un tour du monde  
du bijou

—

**2:30 pm — 5:30 pm**The Gouaché  
in High Jewelry 2  
The Color

—



Course From French Jewels to Japanese Lacquer

## November

**Tuesday 2<sup>nd</sup>****10:00 am — 12:00 pm**Workshop for ages  
6 to 8  
Couronnes et épées

—

**10:00 am — 12:00 pm**Workshop for ages  
12 to 16  
Découvrir le monde  
des pierres

—

**2:00 pm — 4:00 pm**Workshop for ages  
9 to 11  
Crée ta pendule  
précieuse

—

**2:00 pm — 4:00 pm**Workshop for ages  
12 to 16  
La maquette, première  
vision d'un bijou  
en volume

—

**7:00 pm — 8:30 pm**Les bijoux d'artistes  
de l'Art nouveau aux  
années 50**Thursday 4<sup>th</sup>****2:00 pm — 4:00 pm**Workshop for ages  
9 to 11  
Fabrique ta boîte à trésors

—

**5:00 pm — 6:00 pm**Live Online Conversation  
*Paris, aux origines de l'Art  
déco dans le monde*

—

**Friday 5<sup>th</sup>****10:00 am — 12:00 pm**Workshop for ages  
6 to 8  
Crée ton bijou

—

**12:00 pm — 1:00 pm**Live Online Conversation  
*From Paris to the World:  
the Glory of Art Deco*

—

**9:30 am — 4:30 pm**Du Chef Cuisinier au  
Maître Joaillier: les  
gestes de l'excellence,  
en partenariat avec  
L'École Ritz Escoffier

—

**5:00 pm — 6:00 pm**Live Online Conversation  
*From Paris to the World:  
the Glory of Art Deco***Tuesday 9<sup>th</sup>****7:00 pm — 8:30 pm**Les bijoux d'artistes  
du modernisme  
aux années 80**Wednesday 10<sup>th</sup>****2:00 pm — 4:00 pm**Workshop for ages  
6 to 8  
Crée ton bijou

—

**2:30 pm — 4:30 pm**Workshop for ages  
12 to 16  
Découvrir le monde  
des pierres

—

**2:30 pm — 4:30 pm**Workshop for ages  
12 to 16  
La maquette, première  
vision d'un bijou  
en volume

—

**Monday 15<sup>th</sup>****10:00 am — 12:30 pm**Un amour de bijou:  
la bague de fiançailles

—

**2:30 pm — 5:00 pm**

First Steps into Jewelry

—

**2:30 pm — 6:30 pm**Entering the  
Van Cleef & Arpels  
Universe**Tuesday 16<sup>th</sup>****9:00 am — 1:00 pm**Du bijou français  
à la laque japonaise

—

**9:00 am — 1:00 pm**Le rubis, pierre ardente  
et envoûtante

—

**2:30 pm — 6:30 pm**Gold and Jewelry,  
from Antiquity to  
the Renaissance Princes

—

**5:00 pm — 7:30 pm**

Premiers pas en joaillerie

—

**7:00 pm — 8:30 pm**Les bijoux d'artistes  
à travers la collection  
muséale de Diane Venet**Wednesday 17<sup>th</sup>****9:00 am — 11:00 am**Introduction  
à la gemmologie

—

**9:00 am — 11:00 am**Trying your hand at  
Japanese  
Urushi Lacquer

—

**9:00 am — 1:00 pm**Art Nouveau:  
Astonishing Jewels –  
From School to Museum

—

**2:30 pm — 4:30 pm**À la découverte de la  
technique de la maquette  
en joaillerie

—

**2:30 pm — 6:30 pm**Amulets and Precious  
Symbols

—

**7:00 pm — 8:00 pm**Live Online Conversation  
*Les secrets du dessin  
joaillier***Thursday 18<sup>th</sup>****9:00 am — 1:00 pm**

From Design to Mock-up

—

**9:00 am — 1:00 pm**

Reconnaître les pierres

—

**12:00 pm — 1:00 pm**Live Online Conversation  
*The Secrets of Jewelry  
Design*

—

**2:30 pm — 6:30 pm**Du projet en cire aux  
techniques de serti

—

**2:30 pm — 6:30 pm**Entrer dans l'univers  
de Van Cleef & Arpels

—

**7:00 pm — 8:00 pm**Live Online Conversation  
*The Secrets of Jewelry  
Design*

—

**Friday 19<sup>th</sup>****9:00 am — 1:00 pm**Amulettes et symboles  
précieux

—

**9:00 am — 1:00 pm**Having access to  
Van Cleef & Arpels  
creations

—

**9:00 am — 1:00 pm**Ruby, a Fiery  
and Bewitching Stone

—

**2:30 pm — 4:30 pm**Pratique des techniques  
joaillières

—

**2:30 pm — 6:30 pm**Il était une fois  
le dessin joaillier

—

**2:30 pm — 6:30 pm**La fascination  
du diamant I:  
histoire et légendes**Monday 22<sup>nd</sup>****9:00 am — 1:00 pm**The Lapidary's Art 1 –  
Discovery:  
History and Techniques

—

**10:00 am — 12:30 pm**The Engagement Ring:  
A Love Story

—

**2:30 pm — 4:30 pm**The Diamond's Magic:  
Symbols & Legends

—

**2:30 pm — 4:30 pm**Trying Out the Jeweler's  
Techniques

—

**2:30 pm — 6:30 pm**Or et Bijoux,  
de l'Antiquité aux princes  
de la Renaissance

—

**Tuesday 23<sup>rd</sup>****9:00 am — 11:00 am**The Diamond:  
Gemological Exception

—

**9:00 am — 1:00 pm**Le bijou et les émaux  
grand feu

—

**9:00 am — 1:00 pm**The Lapidary's Art 2 –  
Initiation:  
Cutting a Colored Stone

—

**2:30 pm — 5:00 pm**

Around the World in Jewelry

—

**2:30 pm — 6:30 pm**Jewelry and «Grand Feu»  
Enameling

—

**2:30 pm — 6:30 pm**A History of Jewelry, from  
Louis XIV to Art déco

—

**7:00 pm — 8:30 pm**Les bijoux d'artistes  
des années 90 aux  
grands maîtres de l'art  
contemporain

—

## November

**Wednesday 24<sup>th</sup>****9:00 am — 11:00 am**Insolites bijoux  
Art nouveau

—

**9:00 am — 1:00 pm**La fascination  
du diamant 2:  
science et gemmologie

—

**9:00 am — 1:00 pm**Accéder à la création  
de Van Cleef & Arpels

—

**2:30 pm — 4:30 pm**

Introduction to Setting

—

**2:30 pm — 6:30 pm**Une histoire de la joaillerie,  
de Louis XIV à l'Art déco**Thursday 25<sup>th</sup>****9:00 am — 12:00 pm**Le Gouaché en Haute  
Joaillerie 1 – La lumière

—

**9:00 am — 1:00 pm**

Discover the Gemstones

—

**9:00 am — 1:00 pm**L'art lapidaire 1 –  
Découverte:  
histoire & gestes

—

**2:30 pm — 5:30 pm**Le Gouaché en Haute  
Joaillerie 2 – La couleur

—

**2:30 pm — 6:30 pm**Once Upon A Time There  
Was Jewelry Design

—

**Friday 26<sup>th</sup>****9:00 am — 12:00 pm**The Gouaché in High  
Jewelry 1 – The Light

—

**9:00 am — 10:00 pm**L'art lapidaire 2 –  
Initiation: taille d'une  
pierre de couleur

—

**9:00 am — 1:00 pm**

Recognize the Gemstones

—

**2:30 pm — 5:00 pm**

Un tour du monde du bijou

—

**2:30 pm — 5:30 pm**The Gouaché in High  
Jewelry 2 – The Color**Monday 29<sup>th</sup>****10:00 am — 12:30 pm**Un amour de bijou:  
la bague de fiançailles

—

**2:30 pm — 5:00 pm**

First Steps into Jewelry

—

**2:30 pm — 6:30 pm**Entering the  
Van Cleef & Arpels  
Universe

—

**Tuesday 30<sup>th</sup>****9:00 am — 11:00 pm**Pratique de la laque  
japonaise Urushi

—

**9:00 am — 1:00 pm**Le rubis, pierre ardente  
et envoûtante

—

**2:30 pm — 6:30 pm**Gold and Jewelry,  
from Antiquity to  
the Renaissance Princes

—

**5:00 pm — 7:30 pm**

Premiers pas en joaillerie

—

**7:00 pm — 8:30 pm**Les bijoux d'artistes  
sous l'angle des grandes  
collections: idéale  
(Clo Fleiss), baroque  
(Yves Gastou)  
et organique (Solange  
Thierry de Saint-Rapt)

—



Course Introduction to Setting

## December

**Wednesday 1<sup>st</sup>****9:00 am — 11:00 am**Art Nouveau  
Astonishing Jewels

—

**9:00 am — 1:00 pm**

Découvrir les pierres

—

**9:00 am — 1:00 pm**From French Jewels  
to Japanese Lacquer

—

**2:30 pm — 6:30 pm**Amulets and  
Precious Symbols

—

**2:30 pm — 6:30 pm**

Du dessin à la maquette

**Thursday 2<sup>nd</sup>****9:00 am — 11:00 am**Discover the Technique  
of the Mock-up in Jewelry

—

**9:00 am — 1:00 pm**Il était une fois  
le dessin joaillier

—

**9:00 am — 1:00 pm**

Reconnaître les pierres

—

**2:30 pm — 4:30 pm**

Initiation au sertissage

—

**2:30 pm — 6:30 pm**Entrer dans l'univers  
de Van Cleef & Arpels

—

**Friday 3<sup>rd</sup>****9:00 am — 1:00 pm**Amulettes et symboles  
précieux

—

**9:00 am — 1:00 pm**Ruby, a Fiery  
and Bewitching Stone

—

**9:00 am — 1:00 pm**Having access to  
Van Cleef & Arpels  
creations

—

**2:30 pm — 4:30 pm**La Magie du Diamant:  
Symboles & Légendes

—

**2:30 pm — 4:30 pm**Pratique des techniques  
joaillières**Monday 6<sup>th</sup>****9:00 am — 1:00 pm**The Lapidary's Art 1 –  
Discovery:  
History and Techniques

—

**10:00 am — 12:30 pm**The Engagement Ring:  
A Love Story

—

**2:30 pm — 4:30 pm**Trying Out the Jeweler's  
Techniques

—

**2:30 pm — 6:30 pm**Fascinating Diamonds 1:  
History and Legends

—

**2:30 pm — 6:30 pm**Or et Bijoux,  
de l'Antiquité aux princes  
de la Renaissance

—

**Tuesday 7<sup>th</sup>****9:00 am — 1:00 pm**The Lapidary's Art 2 –  
Initiation: Cutting  
a Colored Stone

—

**9:00 am — 1:00 pm**Fascinating Diamonds 2:  
Science and Gemology

—

**9:00 am — 1:00 pm**Le bijou et les émaux  
grand feu

—

**2:30 pm — 5:00 pm**Around the World  
in Jewelry

—

**2:30 pm — 6:30 pm**A History of Jewelry,  
from Louis XIV  
to Art Deco

—

**2:30 pm — 6:30 pm**Jewelry and «Grand Feu»  
Enameling

—



Course From Design to Mock-up



## December

**Wednesday 8<sup>th</sup>****9:00 am — 11:00 am**

Le Diamant:  
Une exception  
gemmologique

**9:00 am — 1:00 pm**

Insolites bijoux  
Art nouveau:  
de L'École au Musée

**9:00 am — 1:00 pm**

Accéder à la création  
de Van Cleef & Arpels

**2:30 pm — 6:30 pm**

From the Wax Project to  
the Setting Techniques

**2:30 pm — 6:30 pm**

Une histoire de  
la joaillerie, de Louis XIV  
à l'Art déco

**Thursday 9<sup>th</sup>****9:00 am — 11:00 am**

Introduction to Gemology

**9:00 am — 12:00 pm**

Le Gouaché en Haute  
Joaillerie 1 – La lumière

**9:00 am — 1:00 pm**

L'art lapidaire 1 –  
Découverte:  
histoire & gestes

**2:30 pm — 5:30 pm**

Le gouaché en Haute  
Joaillerie 2 – La couleur

**2:30 pm — 6:30 pm**

Once Upon A Time There  
Was Jewelry Design

**Friday 10<sup>th</sup>****9:00 am — 12:00 pm**

The Gouaché in High  
Jewelry 1 – The Light

**9:00 am — 10:00 pm**

L'art lapidaire 2 –  
Initiation: taille  
d'une pierre de couleur

**9:00 am — 1:00 pm**

Recognize the Gemstones

**2:30 pm — 5:00 pm**

Un tour du monde  
du bijou

**2:30 pm — 5:30 pm**

The Gouaché in High  
Jewelry 2 – The Color

**Wednesday 15<sup>th</sup>****2:00 pm — 4:00 pm**

Workshop for ages  
9 to 11

Fabrique ta boîte  
à trésors

**2:30 pm — 4:30 pm**

Workshop for ages  
12 to 16

Découvrir le monde  
des pierres



Course Discover the Gemstones

**2:30 pm — 4:30 pm**

Workshop for ages  
12 to 16

La maquette, première  
vision d'un bijou en volume

**Thursday 16<sup>th</sup>****1:00 pm — 2:00 pm**

LIVE guided tour  
Exhibition  
Lacloche Jewelers

**Friday 17<sup>th</sup>****2:00 am — 3:00 am**

(Paris time)

**9:00 am — 10:00 am**

(Hong Kong time)

**8:00 pm — 9:00 pm**

(Thursday 16<sup>th</sup>,  
New York time)

LIVE guided tour

Exhibition

Lacloche Jewelers

**9:30 am — 16:30 pm**

From the Chef to the  
Master Jeweler: Hands-On  
Excellence, in Partnership  
with the Ecole Ritz  
Escoffier



Course Jewelry and «Grand Feu» Enameling

# List of Courses and Workshops

## Introduction

The courses, workshops and conversations are given in French or English, please refer to the language indicated for each proposed date.

This program might change depending on the health situation.



Course *The Engagement Ring: A Love Story*



Course *A History of Jewelry, from Louis XIV to Art Deco*

### Around the World in Jewelry

— 2h30 / 100€ —

**Tuesday 21<sup>st</sup> September,**  
in English

**Friday 24<sup>th</sup> September,**  
in French

**Tuesday 19<sup>th</sup> October,**  
in English

**Friday 22<sup>nd</sup> October,**  
in French

**Tuesday 23<sup>rd</sup> November,**  
in English

**Friday 26<sup>th</sup> November,**  
in French

**Tuesday 7<sup>th</sup> December,**  
in English

**Friday 10<sup>th</sup> December,**  
in French

### First Steps into Jewelry

— 2h30 / 100€ —

**Monday 13<sup>th</sup> September,**  
in English

**Tuesday 14<sup>th</sup> September,**  
in French

**Monday 11<sup>th</sup> October,**  
in English

**Tuesday 12<sup>th</sup> October,**  
in English

**Monday 15<sup>th</sup> November,**  
in English

**Tuesday 16<sup>th</sup> November,**  
in French

**Monday 29<sup>th</sup> November,**  
in English

**Tuesday 30<sup>th</sup> November,**  
in French

### The Engagement Ring: A Love Story

— 2h30 / 100€ —

**Monday 13<sup>th</sup> Septembre,**  
In French

**Monday 20<sup>th</sup> September,**  
in English

**Monday 11<sup>th</sup> October,**  
in French

**Monday 18<sup>th</sup> October,**  
in English

**Monday 15<sup>th</sup> November,**  
in English

**Tuesday 22<sup>nd</sup> November,**  
in French

**Monday 29<sup>th</sup> November,**  
in English

**Monday 6<sup>th</sup> December,**  
in English

## Art History of Jewelry

### Art Nouveau: Astonishing Jewels

— 2h / 100€ —

**Wed. 22<sup>nd</sup> September,**  
in French

**Wed. 13<sup>th</sup> October,**  
in English

**Wed. 24<sup>th</sup> November,**  
in French

**Wed. 1<sup>st</sup> December,**  
in English

### Art Nouveau: Astonishing Jewels: From School to Museum

— 4h / 200€ —

**Wed. 15<sup>th</sup> September,**  
in English

**Wed. 20<sup>th</sup> October,**  
in English

**Wed. 17<sup>th</sup> November,**  
in English

**Wed. 8<sup>th</sup> December,**  
in French

### Gold and Jewelry, from Antiquity to the Renaissance Princes

— 4h / 200€ —

— 8 participants max. —

**Tuesday 14<sup>th</sup> September,**  
in English

**Monday 20<sup>th</sup> September,**  
in French

**Tuesday 12<sup>th</sup> October,**  
in English

**Monday 18<sup>th</sup> October,**  
in French

**Tuesday 16<sup>th</sup> November,**  
in English

**Monday 22<sup>nd</sup> November,**  
in French

**Tuesday 30<sup>th</sup> November,**  
in English

**Monday 6<sup>th</sup> December,**  
in French

### A History of Jewelry, from Louis XIV to Art Deco

— 4h / 200€ —

**Tuesday 21<sup>st</sup> September,**  
in English

**Wed. 22<sup>nd</sup> September,**  
in French

**Tuesday 19<sup>th</sup> October,**  
in English

**Wed. 20<sup>th</sup> October,**  
in French

**Tuesday 23<sup>rd</sup> November,**  
in English

**Wed. 24<sup>th</sup> November,**  
in French

**Tuesday 7<sup>th</sup> December,**  
in English

**Wed. 8<sup>th</sup> December,**  
in French

### Amulets and Precious Symbols

— 4h / 200€ —

**Wed. 15<sup>th</sup> September,**  
in English

**Friday 17<sup>th</sup> September,**  
in French

**Friday 15<sup>th</sup> October,**  
in French

**Wed. 17<sup>th</sup> November,**  
in English

**Friday 19<sup>th</sup> November,**  
in French

**Wed. 1<sup>st</sup> December,**  
in English

**Friday 3<sup>rd</sup> December,**  
in French

### Entering the Van Cleef & Arpels Universe

— 4h / 200€ —

**Monday 13<sup>th</sup> September,**  
in English

**Thursday 16<sup>th</sup> September,**  
in French

**Monday 11<sup>th</sup> October,**  
in French

**Wed. 13<sup>th</sup> October,**  
in English

**Monday 15<sup>th</sup> November,**  
in English

**Thursday 18<sup>th</sup> November,**  
in French

**Monday 29<sup>th</sup> November,**  
in English

**Thursday 2<sup>nd</sup> December,**  
in French

### Once Upon A Time There Was Jewelry Design

— 4h / 200€ —

**Tuesday 14<sup>th</sup> September,**  
in English

**Thursday 16<sup>th</sup> September,**  
in French

**Wed. 13<sup>th</sup> October,**  
in French

**Thursday 21<sup>st</sup> October,**  
in English

**Friday 19<sup>th</sup> November,**  
in French

**Thursday 25<sup>th</sup> November,**  
in English

**Thursday 2<sup>nd</sup> December,**  
in French

**Thursday 9<sup>th</sup> December,**  
in English

### Course Cycle — Artists Jewelry

Every Tuesday in November  
from 7:00 pm to 8:30 pm  
Registration to the entire cycle only,  
250€ for 5 courses, in French

# List of Courses and Workshops

## The World of Gemstones

### Introduction to Gemology

— 2h / 100€ —

**Thursday 21<sup>st</sup> October,**  
in English

**Wed. 17<sup>th</sup> November,**  
in French

**Thursday 9<sup>th</sup> December,**  
in English

### The Diamond's Magic: Symbols & Legends

— 2h / 100€ —

**Friday 20<sup>th</sup> September,**  
in English

**Friday 15<sup>th</sup> October,**  
in French

**Monday 22<sup>nd</sup> November,**  
in English

**Friday 3<sup>rd</sup> December,**  
in French

### The Diamond: A gemological exception

— 2h / 100€ —

**Tuesday 18<sup>th</sup> October**  
In French

**Tuesday 21<sup>st</sup> September,**  
in English

**Tuesday 23<sup>rd</sup> November,**  
in English

**Wed. 8<sup>th</sup> December,**  
in French

### Discover the Gemstones

— 4h / 200€ —

**Wed. 15<sup>th</sup> September,**  
in French

**Thursday 23<sup>rd</sup> September,**  
in English

**Wed. 13<sup>th</sup> October,**  
in French

**Thursday 25<sup>th</sup> November,**  
in English

**Wed. 1<sup>st</sup> December,**  
in French

### Recognize the Gemstones

— 4h / 200€ —

**Thursday 16<sup>th</sup> September,**  
in French

**Friday 24<sup>th</sup> September,**  
in English

**Wed. 20<sup>th</sup> October,**  
in French

**Friday 22<sup>th</sup> October,**  
in English

**Thursday 18<sup>th</sup> November,**  
in French

**Friday 26<sup>th</sup> November,**  
in English

**Thursday 2<sup>nd</sup> December,**  
in French

**Friday 10<sup>th</sup> December,**  
in English

### Fascinating Diamonds I: History and Legends

— 4h / 200€ —  
— 6 participants max. —

**Friday 17<sup>th</sup> September,**  
in French

**Tuesday 12<sup>th</sup> October**  
in English

**Friday 19<sup>th</sup> November,**  
in French

**Monday 6<sup>th</sup> December,**  
in English

### Fascinating Diamonds 2: Science and Gemology

— 4h / 200€ —  
— 6 participants max. —

**Wed. 22<sup>nd</sup> September,**  
in French

**Tuesday 19<sup>th</sup> October,**  
in English

**Wed. 24<sup>th</sup> November,**  
in French

**Tuesday 7<sup>th</sup> December,**  
in English

### Ruby, a Fiery and Bewitching Stone

— 4h / 200€ —

**Tuesday 14<sup>th</sup> September,**  
in French

**Friday 17<sup>th</sup> September,**  
in English

**Tuesday 12<sup>th</sup> October,**  
in French

**Friday 15<sup>th</sup> October,**  
in English

**Tuesday 16<sup>th</sup> November,**  
in French

**Friday 19<sup>th</sup> November,**  
in English

**Tuesday 30<sup>th</sup> November,**  
in French

**Friday 3<sup>rd</sup> December,**  
in English



Course Introduction to Gemology

## Savoir-Faire

### Trying Out the Jeweler's Techniques

— 2h / 100€ —

**Friday 17<sup>th</sup> September,**  
in French

**Monday 20<sup>th</sup> September,**  
in English

**Friday 15<sup>th</sup> October,**  
in French

**Monday 18<sup>th</sup> October,**  
in English

**Friday 19<sup>th</sup> November,**  
in French

**Monday 22<sup>nd</sup> November,**  
in English

**Friday 3<sup>rd</sup> December,**  
in French

**Monday 6<sup>th</sup> December,**  
in English

### Discover the Technique of the Mock-up in Jewelry

— 2h / 100€ —

**Wed. 12<sup>th</sup> October,**  
in English

**Wed. 17<sup>th</sup> November,**  
in French

**Thursday 2<sup>nd</sup> December,**  
in English

### Introduction to Setting

— 2h / 100€ —

**Wed. 22<sup>nd</sup> September,**  
in English

**Thursday 21<sup>st</sup> October,**  
in French

**Wed. 24<sup>th</sup> November,**  
in French

**Thursday 2<sup>nd</sup> December,**  
in French

### Trying your hand at Japanese Urushi Lacquer

— 2h / 100€ —

**Wed. 15<sup>th</sup> September,**  
in English

**Tuesday 12<sup>th</sup> October,**  
in French

**Wed. 17<sup>th</sup> November,**  
in English

**Tuesday 30<sup>th</sup> November,**  
in French

### The Gouaché in High Jewelry 1 – The Light

— 3h / 200€ —

— 5 participants max. —

**Thursday 23<sup>rd</sup> September,**  
in French

**Friday 24<sup>th</sup> September,**  
in English

**Thursday 21<sup>st</sup> October,**  
in French

**Friday 22<sup>nd</sup> October,**  
in English

**Thursday 25<sup>th</sup> November,**  
in French

**Friday 26<sup>th</sup> November,**  
in English

**Thursday 9<sup>th</sup> December,**  
in French

**Friday 10<sup>th</sup> December,**  
in English

### The Gouaché in High Jewelry 2 – The Color

— 3h / 200€ —

**Thursday 23<sup>rd</sup> September,**  
in French

**Friday 24<sup>th</sup> September,**  
in English

**Thursday 21<sup>st</sup> October,**  
in French

**Friday 22<sup>nd</sup> October,**  
in English

**Thursday 25<sup>th</sup> November,**  
in French

**Friday 26<sup>th</sup> November,**  
in English

**Thursday 9<sup>th</sup> December,**  
in French

**Friday 10<sup>th</sup> December,**  
in English

### From Design to Mock-up

— 4h / 200€ —

**Thursday 16<sup>th</sup> September,**  
in French

**Wed. 13<sup>th</sup> October,**  
in French

**Wed. 18<sup>th</sup> October,**  
in English

**Wed. 1<sup>st</sup> December,**  
in French



# List of Courses and Workshops

## Savoir-Faire

### From the Wax Project to the Setting Techniques

— 4h / 200€ —

**Thursday 16<sup>th</sup> September,**  
in French

**Wed. 20<sup>th</sup> October,**  
in English

**Thursday 18<sup>th</sup> November,**  
in French

**Wed. 8<sup>th</sup> December,**  
in English

### From French Jewels to Japanese Lacquer

— 4h / 200€ —

**Tuesday 14<sup>th</sup> September,**  
in French

**Wed. 13<sup>th</sup> October,**  
in English

**Tuesday 16<sup>th</sup> November,**  
in French

**Wed. 1<sup>st</sup> December,**  
in English

### Jewelry and «Grand Feu» Enameling

— 4h / 200€ —

**Tuesday 21<sup>st</sup> September,**  
in French and in English

**Tuesday 19<sup>th</sup> October,**  
in French and in English

**Tuesday 23<sup>rd</sup> November,**  
in French and in English

**Tuesday 7<sup>th</sup> December,**  
in French and in English

### The Lapidary's Art 1 – Discovery: History and Techniques

— 4h / 200€ —

**Tuesday 21<sup>st</sup> September,**  
in English

**Thursday 23<sup>rd</sup> September,**  
in French

**Monday 18<sup>th</sup> October,**  
in English

**Thursday 21<sup>st</sup> October,**  
in French

**Monday 22<sup>nd</sup> November,**  
in English

**Thursday 25<sup>th</sup> November,**  
in French

**Monday 6<sup>th</sup> December,**  
in English

**Thursday 9<sup>th</sup> December,**  
in French

### The Lapidary's Art 2 – Initiation: Cutting a Colored Stone

— 4h / 200€ —

**Friday 24<sup>th</sup> September,**  
in French

**Tuesday 19<sup>th</sup> October,**  
in English

**Friday 22<sup>nd</sup> October,**  
in French

**Tuesday 23<sup>rd</sup> November,**  
in English

**Friday 26<sup>th</sup> November,**  
in French

**Tuesday 7<sup>th</sup> December,**  
in English

**Friday 10<sup>th</sup> December,**  
in French

### From the Chef to the Master Jeweler: Hands-On Excellence, in Partnership with the Ritz Escoffier School

— 1 day —

(from 9:30am to 4:30 pm)  
— 420€ —

**Friday 5<sup>th</sup> November,**  
in French

**Friday 17<sup>th</sup> December,**  
in English

### Having access to Van Cleef & Arpels creations

— 4h / 350€ —

**Friday 17<sup>th</sup> September,**  
In English

**Wed. 22<sup>nd</sup> September,**  
In French

**Friday 15<sup>th</sup> October,**  
In English

**Wed. 20<sup>th</sup> October,**  
In French

**Friday 19<sup>th</sup> November,**  
In English

**Wed. 24<sup>th</sup> November,**  
In French

**Friday 3<sup>rd</sup> December,**  
In English

**Wed. 8<sup>th</sup> December,**  
In French

Practical information

Dates and registration:



## Workshops for Young People

Workshops  
available  
in French only

2h — 15€



Course *Make Your Own Treasure Chest*

### Crowns and Swords

(from ages 6 to 8)

**Wed. 29<sup>th</sup> September**  
**Tuesday 2<sup>nd</sup> November**

### Make Your Own Precious Clock

(from ages 9 to 11)

**Wed. 20<sup>th</sup> October**  
**Tuesday 2<sup>nd</sup> November**

### Discovering the World of Gems

(from ages 12 to 16)

**Wed. 29<sup>th</sup> September**  
**Wed. 20<sup>th</sup> October**  
**Tuesday 2<sup>nd</sup> November**  
**Wed. 10<sup>th</sup> November**  
**Wed. 15<sup>th</sup> December**

### The Mock-up: First Sculptural Vision of the Jewel

(from ages 12 to 16)

**Monday 19<sup>th</sup> July**  
**Wed. 29<sup>th</sup> September**  
**Tuesday 2<sup>nd</sup> November**  
**Wed. 10<sup>th</sup> November**  
**Wed. 15<sup>th</sup> December**

### Make Your Own Treasure Chest

(from ages 9 to 11)

**Thursday 4<sup>th</sup> November**  
**Wed. 15<sup>th</sup> December**

### Create Your Jewel

(from ages 6 to 8)

**Friday 5<sup>th</sup> November**  
**Wed. 10<sup>th</sup> November**



Course *Make Your Own Treasure Chest*

Practical information

Dates and registration:



Oct. 14<sup>th</sup> 2021 – Feb. 14<sup>th</sup> 2022

# EXHIBITION DESIGNING JEWELS



Exhibition **DESIGNING JEWELS**  
Oct. 14, 21  
Feb. 14, 22  
Free admission, by reservation.  
Open Tuesday – Saturday, from 12 pm to 7 pm  
31 rue Danielle Casanova  
75003 Paris  
lecolevanclleafarpels.com

Sometimes reduced to a few pencil lines thrown on a sheet of paper, but often taking on the appearance of a veritable work of art, rich in color and nuance, drawings or designs of jewelry are unique in that they touch us by their beauty, as much as they teach us about the process of creating a piece of jewelry.

Little studied and published, even more rarely exhibited, jewelry designs remain relatively unknown to the general public. Nevertheless, the jewelry design plays an essential role, serving as the reference point for all those involved in the creation of a jewel. Since the Renaissance, the drawing constitutes the first, and indeed, one might say the primordial step, in that it gives life to the idea, and allows the idea to be realized.

It is to this long neglected object—a technical tool serving the artisans involved in the fabrication of the jewelry but also a sensitive work—which L'ÉCOLE, School of Jewelry Arts wishes to pay tribute, by shining light on its history, technique, authors and status. Following the launch in 2018 of a research


project into jewelry design and the development of a course on this unique subject, L'ÉCOLE is proud to organize the first exhibition devoted to this theme, explored from a wide variety of perspectives. The selected works broadly cover the 19<sup>th</sup> century, beginning in the 1760s and ending with the First World War, and were executed by numerous artists and designers, either famous or anonymous, illustrating a great diversity of techniques and uses. All come from the Van Cleef & Arpels Jewelry Culture Fund, set up for research, presentation and educational purposes.

By bringing the jewelry drawing out of the shadows for this exhibition, L'ÉCOLE, School of Jewelry Arts is fulfilling its mission of sharing jewelry culture.

## Practical information

From October 14<sup>th</sup>, 2021  
to February 14<sup>th</sup>, 2022  
Tuesday to Saturday,  
from 12:00 pm to 7:00 pm

Free admission by  
reservation only on [www.  
lecolevanclleafarpels.com](http://www.lecolevanclleafarpels.com)



René Lalique (1860-1945), *Design of "Vestal Virgins" tiara*  
Pencil, ink and gouache on vegetal paper BFK – Rives, circa 1900  
Van Cleef & Arpels Jewelry Culture Fund






Brédillard Studio - Hatot  
*Design of a  
neoclassical-style châtelaine*  
Gouache on plastic material,  
mounted on brown board,  
circa 1911. Van Cleef & Arpels  
Jewelry Culture Fund



Maison Mellerio-Borgnis  
(1858-circa 1914)  
*Design of the front of a  
"raindrop" bodice ornament*  
Reproduction [Original:  
Pencil, ink and gouache  
on tracing paper] circa 1865.  
Van Cleef & Arpels  
Jewelry Culture Fund



René Lalique (1860-1945)  
*Design of a "Maenad  
and Sileni" bodice ornament*  
Pencil, ink and gouache  
on vegetal paper B F K - Rives,  
circa 1900. Van Cleef & Arpels  
Jewelry Culture Fund

On left:  
Studio Brédillard - Hatot,  
*Design of a châtelaine*  
Pencil, ink and gouache on board,  
circa 1911. Van Cleef & Arpels  
Jewelry Culture Fund



Brédillard Studio - Hatot  
*Design of a pendant  
with chain*  
Gouache on board, circa 1911,  
Van Cleef & Arpels  
Jewelry Culture Fund



### "Designing Jewels" Book

The exhibition will be accompanied by the publication of a book co-published by Norma and L'ÉCOLE, School of Jewelry Arts.

### The Authors:

Guillaume Glorieux,  
Director of Education  
and Research at L'ÉCOLE,  
School of Jewelry Arts

Michaël Decrossas  
& Stéphanie Desvaux,  
"exhibition curators:  
Designing Jewels".

Format: 220 x 280 mm  
Number of pages: 192  
Nombre d'illustrations: approx. 130  
Hardback cover  
Language:  
bilingual French-English edition  
Price: €39  
Publication date: Fall 2021



## ONLINE

Our Conversations are broadcast live from Paris or Hong Kong, and given in French and English, with simultaneous interpretation in Cantonese and Mandarin. Free Live Online Conversations, by registration.

### September

#### The Secret Language of Flowers

With **Paul Paradis**, Art Historian, Specialist in Decorative Arts and Jewelry, Teacher at L'ÉCOLE, School of Jewelry Arts & **Gislain Aucremanne**, Art Historian, antique jewelry Specialist and Conferences Project Manager at L'ÉCOLE, School of Jewelry Arts

— **Wednesday, September 22<sup>nd</sup>, in French**

**at 7:00 pm** (Paris time)

**at 1:00 am** (Hong Kong time on Thursday 23<sup>rd</sup>)

**at 1:00 pm** (New York time)

**Thursday, September 23<sup>rd</sup>, in English**

with simultaneous interpretation available

**in Cantonese and Mandarin**

**at 10:00 am** (Paris time)

**at 4:00 pm** (Hong Kong time)

**at 4:00 am** (New York time)

**Thursday, September 23<sup>rd</sup>, in English**

**at 7:00 pm** (Paris time)

**at 1:00 am** (Hong Kong time on Friday 24<sup>th</sup>)


**at 1:00 pm** (New York time)

— *This online Conversation will be broadcast live from the FLORAE exhibition, organized by Van Cleef & Arpels with Mika Ninagawa, at the Hôtel d'Evreux, Place Vendôme (from September 10<sup>th</sup> to November 14<sup>th</sup>, 2021).*

Van Cleef & Arpels  
*Chrysanthemum clip*, 1937  
Van Cleef & Arpels Collection,  
Patrick Gries  
© Van Cleef & Arpels SA



### October



Van Cleef & Arpels  
*Orchid clip*, 1927  
Van Cleef & Arpels Collection,  
Patrick Gries  
© Van Cleef & Arpels SA

#### The Four Seasons of the Jewelry Garden

With **Pascal Garbe**, Garden Specialist and Author & **Paul Paradis**, Art Historian, Specialist in Decorative Arts and Jewelry, Teacher at L'ÉCOLE, School of Jewelry Arts

— **Wednesday, October 20<sup>th</sup>, in French**

**at 7:00 pm** (Paris time)

**at 1:00 am** (Hong Kong time on Thursday 21<sup>st</sup>)

**at 1:00 pm** (New York time)

**Thursday, October 21<sup>st</sup>, in English**

with simultaneous interpretation available

**in Cantonese and Mandarin**

**at 10:00 am** (Paris time)

**at 4:00 pm** (Hong Kong time)

**at 4:00 am** (New York time)

**Thursday, October 21<sup>st</sup>, in English**

**at 7:00 pm** (Paris time)

**at 1:00 am** (Hong Kong time on Friday 22<sup>nd</sup>)

**at 1:00 pm** (New York time)

— *This online Conversation will be broadcast live from the FLORAE exhibition, organized by Van Cleef & Arpels with Mika Ninagawa, at the Hôtel d'Evreux, Place Vendôme (from September 10<sup>th</sup> to November 14<sup>th</sup>, 2021).*

### November



Lacloche  
*Cigarette case*,  
gold and enamel, 1925.  
Made by the Langlois workshop.  
LA Collection Privée.  
David Fraga Photography.

#### From Paris to the world: the Glory of Art Deco

With **Inezita Gay-Eckel**, Jewelry Historian and Teacher at L'ÉCOLE, School of Jewelry Arts & **Gislain Aucremanne**, Art Historian, antique jewelry Specialist and Conferences Project Manager at L'ÉCOLE, School of Jewelry Arts

— **Thursday, November 4<sup>th</sup>, in French**

**at 5:00 pm** (Paris time)

**at 12:00 am** (Hong Kong time)

**at 12:00 pm** (New York time)

**Friday, November 5<sup>th</sup>, in English**

with simultaneous interpretation available

**in Cantonese and Mandarin**

**at 12:00 pm** (Paris time),

**at 7:00 pm** (Hong Kong time)

**at 7:00 am** (New York time)

**Friday, November 5<sup>th</sup>, in English**

**at 5:00 pm** (Paris time),

**at 12:00 am** (Hong Kong time)

**at 12:00 pm** (New York time)

— *This online Conversation will be broadcast live from the GemGenève fair.*

## November



René Lalique (1860-1945)  
Design of a "Hortensias" tiara  
Pencil, ink and gouache  
on vegetal paper, B F K - Rives  
Van Cleef & Arpels  
Jewelry Culture Fund

### The Secrets of Jewelry Design

With Marina Fulchiron, Jewelry Designer and Teacher at L'ÉCOLE, School of Jewelry Arts & Inezita Gay-Eckel, Jewelry Historian and Teacher at L'ÉCOLE, School of Jewelry Arts

**Wednesday, November 17<sup>th</sup>, in French**

**at 7:00 pm** (Paris time)

**at 2:00 am** (Hong Kong time on Thursday 18<sup>th</sup>)

**at 1:00 pm** (New York time)

**Thursday, November 18<sup>th</sup>, in English**

with simultaneous interpretation available

**in Cantonese and Mandarin**

**at 12:00 pm** (Paris time)

**at 7:00 pm** (Hong Kong time)

**at 6:00 am** (New York time)

**Thursday, November 18<sup>th</sup>, in English**

**at 7:00 pm** (Paris time)

**at 2:00 am** (Hong Kong time on Friday 19<sup>th</sup>)

**at 1:00 pm** (New York time)

*This online Conversation will be broadcast live from the "Designing Jewels" exhibition at L'ÉCOLE in Paris.*

## December



Lacloche  
Bracelet with buff-top rubies,  
diamonds, onyx, platinum  
LA Collection Privée  
© 2019 Christie's Images  
Limited.

### LIVE Guided Tour of the "Lacloche Jewelers" Exhibition

With Nicolas Luchsinger, President of Van Cleef & Arpels Asia Pacific, Director of the Heritage Collection & an Art Historian and Teacher from L'ÉCOLE Asia Pacific

**Thursday, December 16<sup>th</sup>, in English**

with simultaneous interpretation available

**in French, Cantonese and Mandarin**

**at 12:00 pm** (Paris time),

**at 7:00 pm** (Hong Kong time)

**at 6:00 am** (New York time)

**Friday, December 17<sup>th</sup>, in English**

**at 2:00 am** (Paris time),

**at 9:00 am** (Hong Kong time)

**at 8:00 pm** (on Thursday 16<sup>th</sup>, New York time)

*This online Guided Tour will be broadcast live from the "Lacloche Jewelers" Exhibition at L'ÉCOLE Asia-Pacific in Hong Kong*

## LACLOCHE EXHIBITION TRAVELS TO HONG KONG!

The Maison Lacloche was one of Paris' celebrated jewelry houses from the Belle Époque period to the 1960s.

Established on the rue de la Paix in 1901, it also had boutiques in Madrid and London, as well as branches in Nice, Biarritz, San Sebastián, Cannes and Deauville. Lacloche Frères, and later Jacques Lacloche, created jewelry for royalty: Queen Victoria of Spain, Edward VII of England, the kings of Greece and Siam, as well as for aristocratic figures such as the Duchess of Westminster, and even Hollywood stars like Grace Kelly.

After a first presentation at L'ÉCOLE in Paris in Fall 2019, the exhibition "Lacloche Jewelers" now travels to L'ÉCOLE Asia Pacific in Hong Kong.

Through jewelry, clocks and vanity cases—the Lacloche specialty—as well as archival documents, the retrospective will illustrate various trends, including the naturalism of Art Nouveau and the penchant for the Far East during the Roaring Twenties, the modernism of Art Deco, and the charmingly seductive creations of the 1950s.

### Discover 5 Key Pieces of the Exhibition:

**Ladies pendant-watch in sculpted rock crystal, gold, platinum, pearls, diamonds, miniature painted on alabaster, signed Paillet, dial covered with faceted amethysts, movement by Vacheron Constantin. Made by the Verger workshop for Lacloche Frères. 1908. Vacheron Constantin Heritage.**

In addition to the refined beauty of the setting, one can appreciate the charming neoclassical style typical of the Belle Époque which miniaturist Fernand Paillet named "Nympe lutinée par les amours" (Nymph teased by Cupids).



**"Japanese Lady and Tree" cigarette case in gold and enamel, signed Lacloche Frères Paris. 1925. Made by the atelier Langlois. LA Collection Privée. Photo David Fraga.**

During the Roaring Twenties, the world of fashion and accessories displayed a penchant for the Far East. While Lacloche's designers were influenced by China, they were more likely to find the inspiration for their decorative motifs in Japanese works of art, whose poetry they especially appreciated. Boxes, cigarette cases and vanity cases were the jeweler's specialty.



**Bracelet with buff-top rubies, diamonds, onyx, platinum. LA Collection Privée. © 2019 Christie's Images Limited.**

This bracelet was displayed on the stand of Lacloche Frères at the International Exhibition of Modern Decorative and Industrial Arts in Paris in 1925. The family who purchased this item of jewelry on this occasion kept it in their possession until a recent auction. We can admire the mastery of the jeweler: buff-top cabochon rubies (with the pavilion faceted to provide the stone with greater brilliance and to reflect the light), the open, articulated mount, and the millegriain diamond setting.

**Bracelet in gold, enamel, carved rubies, made in 1938 by the Verger workshop for Jacques Lacloche. Private Collection. Photo Benjamin Chelly.**

Each link of this bracelet, mounted on a spring, is articulated. The bracelet is a fine example of the jeweler's technical mastery. This inventive and elegant model was highly successful before the war. Jacques Lacloche also made a version of it set with carved emeralds and sapphires.



**Cuff bracelet in white and yellow gold, silver and cabochon coral, signed J. Lacloche, Cannes, 1937. LA Collection Privée. © Photo Luc Pâris**

The stones, mounted on two removable clips, are interchangeable. Depending on the wearer's mood or their outfit, this bracelet cuff could be adorned with jade, topaz or turquoise cabochons. Made by Lucien Girard. This is an example of the bold modernity for which Jacques Lacloche had a particular fondness.

## Practical information



**From November 22<sup>nd</sup> 2021 to April 6<sup>th</sup> 2022**

**Free admission by reservation**

L'ÉCOLE Asia Pacific,  
School of Jewelry Arts  
K11 MUSEA, Hong Kong

**To book your visit** or to discover the exhibition digitally, visit our website:  
[www.lecole.vancleefarpels.com/hk/en](http://www.lecole.vancleefarpels.com/hk/en)



## Portrait of a Teacher

# MARINA FULCHIRON

JEWELRY DESIGNER



### A word about your professional career?

**How did you enter the jewelry world?** Before becoming a jewelry designer, I started with the arts. I studied illustration, engraving and commercial art at the École Supérieure Estienne.

It was during my last internship that I wished to discover a new artistic discipline. That's why I looked for and entered into an internship in jewelry design at the jeweler Mathon. It was love at first sight! This job brought together everything I liked to do: creating, drawing, imagining in three dimensions and finally designing a feminine and precious object. I fell in love with it hence at the end of the internship I was hired and trained in this wonderful profession.

### When and how did you become a teacher

**at L'ÉCOLE, School of Jewelry Arts?** I heard about the reputation of L'École when I was a designer of high jewelry at Boucheron. I often traveled to create special orders for foreign clients. I already shared the values of L'ÉCOLE: the meeting of cultures, openness to the world, expertise in jewelry design and gems.

A side note: the windows of the drawing studio overlooked Place Vendôme and the Hôtel de Ségur where L'ÉCOLE is located. I was in awe of the richness of the program offered and was very attracted by the opportunity to pass on my knowledge.

So very naturally I introduced myself to L'ÉCOLE in 2019 when I became a freelance designer to collaborate together.

### Which courses do you teach?

**Do you have a favorite course?** I teach the course "Having Access to Van Cleef & Arpels Creations" which details how Van Cleef & Arpels creative teams design a collection and what their inspirations are. Since 2019, I have also had the pleasure of participating in the creation of a new course "Once Upon a Time There Was Jewelry Design" in partnership with Inezita Gay-Eckel, jewelry historian, and Guillaume Glorieux, Director of Teaching and Research at L'ÉCOLE, School of Jewelry Arts. It is a very rich and ambitious course; it draws on unpublished research on jewelry design from the 15<sup>th</sup> century to the present day. In this class, with Inezita, we play the role of detectives to explore this art full of mysteries and anonymous artists, while revealing its origins, techniques, and evolution.

It is also an opportunity to admire previously unpublished designs from the Van Cleef & Arpels Jewelry Culture Fund. I hope that everyone who comes to this class will leave with a new perspective on this major art form.


### Your next project or the project

**you dream of working on?** I often work on several projects simultaneously; jewelry design is the core of my activity as a freelance designer for jewelry Maisons and professionals.

I am also continuing to research unpublished jewelry designs in preparation for a Conversation to be given at L'ÉCOLE this fall that will discuss the creative process and reveal more mysteries.

I'm excited to collaborate as a team on new projects and bring my expertise and creative vision to the table.

My current wish would be to create new pieces, to travel and to experience other cultures in order to promote the influence of the jewelry arts in the world.



René Lalique (1860-1945)  
*"Peacock" bodice ornament.*  
Circa 1898-1900 Gold, opals,  
diamonds and enamel  
Calouste Gulbenkian Museum,  
Lisbon. Photo Carlos Azevedo

## Portrait of a Teacher

**And to finish, could you tell us about your favorite jewelry design?** I would like to tell you about the one who surely inspired me to do this job: René Lalique.

I first discovered Lalique's designs during an exhibition at the Paris Museum of Decorative Arts in 1992. I was dazzled by the composition, the lively pencil line, the colors of the opals, the translucent enamels and the precious materials. At that time, I was a student of color illustration and I had before my eyes a drawing, a work of art, a remarkable illustration, a jewelry design! Here is the design of a Lalique corsage ornament representing a majestic peacock that perfectly illustrates the mastery of jewelry design: a clever mix of beauty and innovation with soft lines, with an asymmetrical composition typical of Art Nouveau.

But what I particularly like about his designs is that they seem to come alive, his line is quick and precise. Lalique put his energy and genius into each of his creations.

This is one of the many artists we will discover together in the next "Once Upon a Time There Was Jewelry Design" class!



René Lalique (1860-1945)  
*Design for "Peacock"*  
bodice ornament  
Circa 1898-1900.  
Calouste Gulbenkian  
Museum, Lisbon

## Portrait of a Student

# ZHAO

LANDSCAPE DESIGNER



**How did you discover L'ÉCOLE, School of Jewelry Arts?** I knew about L'ÉCOLE from the beginning, just after its creation in 2012 in a rather roundabout way. While I was living in Paris, a Chinese friend living in China first told me about L'ÉCOLE created by Van Cleef & Arpels. At the time he wanted to follow courses at L'ÉCOLE and needed information. That's how my contact with L'ÉCOLE started.

**Which courses did you take, and which one did you prefer?** I have taken almost all the courses at L'ÉCOLE, whether it be history of jewelry, gemology, or savoir-faire. My favorite courses are the history of jewelry courses, regardless of the period, the course "Having Access to Van Cleef & Arpels Creations" and the course "Jewelry and Grand Feu Enameling".

**What have the different courses you have taken brought you?** The history of jewelry courses allowed me to discover the different styles according to historical periods, while the savoir-faire courses helped me to discover the process of creation and realization of a piece of high jewelry. And of course, I also had some great encounters during the classes with the teachers and participants!

**Has your experience at L'ÉCOLE changed your taste or your way of looking at jewelry?** Yes, of course! Thanks to the different courses I have taken at L'ÉCOLE, I now know how to look at a piece of jewelry, through the stones it is composed of, the metal structure, the stone setting, the creation... What interests me the most is to be able to observe antique jewelry, which is what L'ÉCOLE provides through its courses and exhibitions!

# Notes

[illegible][illegible]





L'ÉCOLE, School of Jewelry Arts  
31, rue Daniel Casanova, Paris 1<sup>er</sup>  
+33 (0)1 70 70 38 40  
@lecolevanclleafarpels  
#lecolevanclleafarpels

**lecolevanclleafarpels.com**

L  
E  
C  
O  
L  
E  
School of  
Jewelry Arts

Supported by  
Van Cleef & Arpels

The mission of L'ÉCOLE, School of Jewelry Arts is to share the culture of jewelry with a large and varied audience, both in France and abroad. By offering hands-on à la carte classes taught by passionate experts, videos and books, talks and exhibitions, L'ÉCOLE welcomes the public to learn about the savoir faire of jewelry-making techniques, the world of precious stones, and the history of jewelry. There are no prerequisites for education or skills. All our students need is a desire to learn.

L'ÉCOLE was established in 2012 with the support of Van Cleef & Arpels.

DISCOVER  
WONDER  
LEARN

Courses — Conversations — Exhibitions