

LE  
CO  
LE

School of  
Jewelry Arts

Supported by  
Van Cleef & Arpels

The  
Bulletin

N°6

May – August 2022

# JEWELRY, *THE OLDEST ART FORM OF HUMANITY*

Did you know? Jewelry is the oldest art form of humanity. The earliest known and identified ornaments date back to about 150,000 BCE, long before the first painted cave decorations.

These jewels were found recently, between 2014 and 2018, near Essaouira in Morocco, in the Bizmoune cave. Their discovery, quite extraordinary, was only revealed last year. They are thirty-two small shells, at first sight insignificant, very modest by their dimensions and their simplicity. On closer inspection, however, they show precious clues proving that they have been worked by man to be worn: traces of perforation and polishing are visible as well as remains of red pigment.

Did these shells form a necklace, several bracelets, a belt or were they simply sewn onto clothing? It is

difficult to answer this question, but archaeologists agree that they are the oldest known adornments in history and the first form of artistic expression of humanity. They were indeed found far from the coast, about fifty kilometers away and were not collected for food.

It is thus for another use, ornamental, that they were collected, transported, worked and finally worn by man. Because of their small size (an average of one centimeter long), real skill was necessary to pierce them without breaking them: those who created these first jewels have demonstrated real savoir-faire!

“Those who created these first jewels have demonstrated real savoir-faire!”

If the date of these ornaments is exceptionally old, such evidence is not rare. Numerous shells have been discovered in various archaeological excavations, particularly in North Africa. The frequency of such ornaments in this geographical area suggests common habits, perhaps even a shared symbolic use. For the function of these early adornments was probably social or religious. They can be interpreted as an expression of the social and cultural identity of the wearers. They also testify to a system of exchange or communication between geographically distant human groups.

“The thirty-two shells found near Essaouira are therefore rich in meaning. They bring to light the anteriority of the jewel on all the other forms of art and enunciate the intimate relationship of humankind to the jewel since the dawn of time.”

The thirty-two shells found near Essaouira are therefore rich in meaning. They bring to light the anteriority of the jewel on all the other forms of art and enunciate the intimate relationship of humankind to the jewel since the dawn of time.

At L'ÉCOLE, School of Jewelry Arts we explore and share with you all the dimensions of jewelry, its savoir-faire and its history, through ages and cultures.

Starting in May, discover with L'ÉCOLE the fabulous adventure of glyptics, the art of engraved stones, through our next exhibition in Paris and our online conferences. Also in this Bulletin: the publication of a new book that will be a reference, the Dictionary of Jewelers and Goldsmiths in France from 1850 to the present day, and of course a choice of more than 30 introductory courses on the history of jewelry, the world of stones and savoir-faire!

**Guillaume Glorieux**  
University Professor  
Director of Teaching and Research  
at L'ÉCOLE, School of Jewelry Arts



Bizmoune Cave  
© Bizmoune Cave, Essaouira  
(Morocco) Mohammed Kamal



Seashells found  
in the Bizmoune cave  
© Bizmoune Cave shell  
beads, Essaouira (Morocco)  
Abdeljalil Bouzouggar





## Table of Contents

# COURSES IN THE SPOTLIGHT

- 6 The Making of a Jewel:  
Artistic Creativity, Exquisite Materials, Expert Hands  
8 Around the World in Jewelry

## EXHIBITION

- 12 Engraved Gems: Cameos, Intaglios and Rings  
from the Guy Ladrière Collection

## ONLINE

- 18 Live Online Conversations Program

## PUBLICATION

- 20 Publication of the *Dictionary of Jewelers  
and Goldsmiths in France from 1850 to the present*

## PORTRAITS

- 22 Portrait of a Student: Philippe, Acupuncturist Doctor  
23 Portrait of a Teacher: Léonard Pouy, Art Historian PhD  
and Professor and Researcher at L'ÉCOLE, School of Jewelry Arts

# COURSE PROGRAM IN PARIS

- 26 Month by Month, from May to July  
32 The Complete Courses and Workshops List

# THE MAKING OF A JEWEL

ARTISTIC CREATIVITY,  
EXQUISITE MATERIALS, EXPERT HANDS

## 2h30 for a first great introduction to the world of jewelry!

A piece of jewelry is a collective work which passes through the hands of many experts, investing not only their expertise but also their emotions to lead to the realization of an exceptional piece.

During this course, you will have a first overview of the wide history of jewelry and the fascinating world of gems and precious stones, and you will discover the different professions involved in the creation of these works of art.

**1**  
Cascade Mystérieuse  
necklace gouaché design  
© Van Cleef & Arpels SA

**2**  
Identification of the  
round diamond's position  
on green wax, 2013  
© Van Cleef & Arpels SA

**3**  
Metal work - welding  
the structure  
© Van Cleef & Arpels SA

**4**  
Painting of the mock-up  
© Van Cleef & Arpels SA

**5**  
Diadem of the Duchess  
of Angoulême.  
Photo © RMN-Grand Palais  
(musée du Louvre) - J-G. Berizzi


### Practical information

**Number of participants:**  
25 people maximum  
**Duration:** 2h30  
**Professors:** An art historian  
and a gemologist  
**Language:** French or English  
**Price:** 100€ / participant


Dates and registration:  
[www.lecolevanclleafarpels.com/fr/en/sign-up/list](http://www.lecolevanclleafarpels.com/fr/en/sign-up/list)



1



2



3



4



5



# AROUND THE WORLD IN JEWELRY

DISCOVER THE EVOLUTION OF JEWELRY  
THROUGH THE AGES AND CIVILIZATIONS!

Each piece of jewelry tells a story. Gold, feathers, jade, enamel or even shells: no matter what form they take, interest in jewelry, ornaments and adornment is universal. But their symbolism or the craftsmanship treasures they hide are the result of history and cultures.

Accompanied by a gemologist and an art historian, discover in 2 hours and 30 minutes the tremendous evolution of jewelry through the ages and civilizations. Embark on a tour of the wonders of the planet. Without leaving Paris.

From Africa to Asia, through the Americas, Europe and Oceania, this world tour will invite you to discover the materials, the savoir-faire and the styles that have shaped jewelry, in the past as in the present.

## 5 Continents, 5 Precious Stops

Discover a few excerpts of this world tour of jewelry,  
through our new video saga, realized with Beaux-Arts  
Magazine:



**Episode 1:  
Gold, Africa's Treasure**  
For thousands of years, gold  
has been the preferred material  
for jewelry in every continent  
and every culture. In this  
episode, discover why it has  
such particular importance  
on the African continent.



**Princess Ashanti during  
a procession in Kumasi, Ghana**  
© Photo Education Images /  
Universal Images Group via Getty  
Images – Screen capture of the  
“Gold, Africa's treasure” video



### Episode 2: America's Feathers

In Americas, many civilizations use  
feathers as a preferred material in  
adornment. In this episode, discover  
the craftsmanship and symbolism  
associated with this material.

**Large dance headdress,  
Bolivia, 20<sup>th</sup> century**  
© musée du quai Branly –  
Jacques Chirac, Dist. RMN-  
Grand Palais / Patrick Gries  
/ Bruno Descoings – Screen  
capture of the “America's  
Feathers” video



**Episode 3:  
On Enamel in Europe**  
Enamel is the art of melting glass  
on to jewelry. In this episode,  
find out why enameled objects  
are considered precious thanks  
to the quality and the expertise  
of this savoir-faire.



**Brooch made by Eugène  
Feuillatré, circa 1900.**  
Private Collection  
© Leemage / Universal Images  
Group via Getty Images –  
Screen capture of the  
“On enamel in Europe” video





## Episode 4: Jade, Asia's secret

Jade is closely linked to Asian cultures, that attribute all sorts of virtues to it. In this episode, discover all the symbolism of this material, associated with luck, happiness, prosperity ...



Giuseppe Castiglione  
(Lang Shih-ning) - Lady Hoja  
1760 - Age Fotostock



## Episode 5: Oceanic Shells

In Oceania, where the sea is an extremely important resource, shells are highly valued and are used as currency but also as adornment. In this episode, discover all the symbols and values to which they are associated according to the cultures.



Bare-breasted native woman wearing a feathered headdress, beaded necklaces and face paints during a gathering of tribes at Mount Hagen in Papua New Guinea  
© Tim Graham / Getty Images – Screen capture of the “Oceanic Shells” video

## Practical information

### Number of participants:

25 people maximum

**Duration:** 2h30

**Professors:** An art historian and a gemologist

**Language:** French or English

**Price:** 100€ / participants

Dates and registration:

[www.lecoleavancleefarpels.com/fr/en/introduction/around-world-jewelry-](http://www.lecoleavancleefarpels.com/fr/en/introduction/around-world-jewelry-)



May 12<sup>th</sup> – October 1<sup>st</sup>, 2022

# EXHIBITION

## ENGRAVED GEMS

CAMEOS, INTAGLIOS AND RINGS FROM  
THE GUY LADRIÈRE COLLECTION



This exhibition tells the story of the art of engraved gems from antiquity to the 19<sup>th</sup> century. It brings together Greek and neoclassical intaglios, antique and medieval cameos, small sculptures from the imperial period, Merovingian signet rings, and episcopal rings to explore every facet of the long history of glyptic art.

Somewhat forgotten today, though an aspect of daily life for the people of the past, glyptic art is often anonymous, but has produced masterpieces, some of which are exhibited here.

This collection, exhibited for the first time, was assembled by Guy Ladrière. The successor of Charles Ratton, this major dealer specializing in first peoples' and medieval art is also a passionate collector. For decades, he has patiently gathered cameos, intaglios and rings according to his very personal taste.

The collection he has assembled is not intended to be encyclopedic: rather, it is the beauty of each object that

has guided him in his discoveries. The collection's wide diversity is a reflection of his great curiosity.

At the crossroads of art history, gemology and technical history, the subject of this exhibition resonates with the aim of L'ÉCOLE, School of Jewelry Arts since its creation in 2012 with the support of Van Cleef & Arpels. Through its course offerings, talks, workshops, exhibitions, publications and research, it provides all audiences with the opportunity to discover these three disciplines related to the art of the jewel.


### Practical information

From May 12<sup>th</sup> to  
October 1<sup>st</sup>, 2022  
Tuesday to Saturday,  
from 12:00 pm to 7:00 pm.  
Thursday until 8:00 pm.

Free admission by  
reservation only on [www.  
lecolevancliefarpels.com](http://www.lecolevancliefarpels.com)



## Two New Works co-published by L'ÉCOLE, School of Jewelry Arts



### *Cameos and Intaglios, The Art of Engraved Gemstones*

**Author:** Philippe Malgouyres

**Format:** 150 x 200mm

**Pages:** 76 pages

**Sale price:** 14,50 € TTC

Hors-série Découvertes Gallimard,  
co-published with L'ÉCOLE, School of Jewelry Arts

Amplly illustrated and documented, this work constitutes a true introductory text to glyptic art, thanks to its chronological approach to the history of engraved gems in the West. The author unveils a miniature world which has fascinated kings, emperors, collectors and admirers of art. With the subtle engraved effects, cameos (engraved in relief) and intaglios (engraved in recess) have come down to us mounted on jewels or on relics, following all the themes of the history of art: mythology, symbols, portraits, allegories, etc.

### *Engraved Gems: Cameos, Intaglios and Rings from the Guy Ladrière Collection*

**Author:** Philippe Malgouyres

**Format:** 24 x 30 cm

**Pages:** 304 pages

**Sale price:** 49 € TTC

co-published by Mare et Martin and L'École,  
School of Jewelry Arts

The collection of cameos and intaglios gathered by Guy Ladrière opens the door to the miniature and sublime world of the glyptic, the art of engraved gems inherited from antiquity. The work of a lifetime, the collection covers the long history of glyptic production through the 19<sup>th</sup> century. After the 2016 book published in Oxford, The Guy Ladrière Collection of Gems and Rings, this catalogue raisonné established by Philippe Malgouyres, Art historian, Chief curator of the Department of Art Objects of the Musée du Louvre and Exhibition curator, admirably presents and studies this unique collection, in which all periods and techniques are represented.



## Focus on 4 Pieces from the Guy Ladrière Collection

### Cleopatra I

Since its alternating white and brown striations are particularly well suited for cameo production, the sardonyx used here allowed the gem cutter to highlight the hair of this figure, identified as Queen Cleopatra I.

Although she is not as well-known as Cleopatra VII, Cleopatra I also came from the Ptolemaic dynasty and is here assimilated to the goddess Isis by her crown featuring ears of corn.

This cameo gives the impression of a sublimated power: the long, imposing brown curls contrast with the white face and occupy almost the entire space, nearly flowing outside the frame. The delicate waves of the locks make the hair graceful: the artist seems to play with the stone, uncovering layers of varying degrees of paleness to illuminate the figure's hair.

While the motif remains mysterious—we do not know if it is a portrait of the queen as a goddess or of the goddess as a queen—the glyptic mastery of the ancient artist who created it remains undeniable.

**Daphna Rozenkier,**  
Academic Manager at L'ÉCOLE,  
School of Jewelry Arts



Egypt, 2<sup>nd</sup> century BCE  
*Cleopatra I(?) (ca 205-176 BC)*  
Sardonyx cameo  
on modern gold ring  
Guy Ladrière Collection  
Photo Benjamin Chelly

### A Ruby for an Emperor

The first rubies in art history appeared at the end of antiquity, in Rome, the Near East and Bactria. But they were extremely rare, unlike emeralds and sapphires. In the present state of our knowledge, we can cite four examples: a Hellenistic ruby intaglio (from the 3<sup>rd</sup> century BCE) which probably depicted Alexander the Great (Badisches Landesmuseum, Karlsruhe); a ring set with a ruby between two rough diamonds, discovered in Afghanistan at the site of Ai-Khanoum, a city founded by Alexander in the 4<sup>th</sup> century BCE; a Parthian-Babylonian alabaster statuette inlaid with three rubies (Louvre Museum), dated to between the 3<sup>rd</sup> century BCE and the 3<sup>rd</sup> century CE; and this Roman intaglio from the Ladrière Collection which depicts the Emperor Augustus (1<sup>st</sup> century CE).

During this period, ruby did not exist as a red variety of corundum. Rather, it belonged to the category of carbuncles, from the Latin carbunculus meaning “burning coal”.

For the Romans, red was the color of strength, energy, victory and power. It was the most prestigious color. Red gems were the most important, powerful and protective stones. Carnelian and jasper were common, and pyrope-almandine garnets were somewhat common. Other transparent red gems and rubies were much rarer.



This intaglio from the Ladrière Collection probably came from Burmese deposits. This discovery is quite interesting because it proves that trade in these gems between the Far East, the Near East and the West, already existed in antiquity.

**Marie-Laure Cassius-Duranton,**  
Gemologist, Art Historian, Researcher  
& Professor at L'ÉCOLE, School of Jewelry Arts

Attributed to Dioscorides,  
early 1<sup>st</sup> century CE  
*Emperor Augustus*  
(63 BC – 14 AD)  
Ruby intaglio  
Guy Ladrière Collection  
© 2021 Didier Loire

## Elizabeth I

The iconographic propaganda of Queen Elizabeth I of England (1533–1603) consisted essentially of the wide distribution of her portrait. All fields of art were called upon to bring to life the immutable yet protean and non-gendered image of the sovereign. Poems, paintings, miniatures, gold works, jewels and glyptics were all involved in this program of representation whose primary goal was to bolster Elizabeth's legitimacy as queen and to celebrate her good government.

The greatest artists, such as the painter Nicholas Hilliard, represented her as a disembodied deity, outside of time and covered with jewels. The representation of Elizabeth as Omphale was uncommon. In this extraordinary cameo, she is adorned with a lion skin, the attribute of Omphale's lover Hercules, the most powerful and revered hero of Greco-Roman antiquity. In the first of his twelve labors, Hercules killed the invincible Nemean lion and brought back its skin. By wearing the skin, the sovereign corporealized the lion's supernatural power, in a striking expression of the aesthetics of predation. The gem cutter has made use of the agate's polychromy in creating Elizabeth's diaphanous effigy, which stands out in contrast to the still bloody aspect of the lion's skin.

Marie-Laure Cassius-Duranton,  
Gemologist, Art Historian, Researcher  
& Professor at L'ÉCOLE, School of Jewelry Arts

Milan, late 16<sup>th</sup> century  
(Miseroni workshop?)  
*Elizabeth I (1533-1603)*  
Grison agate cameo  
Guy Ladrière Collection  
Photos Benjamin Chelly



## Alexander as Minerva

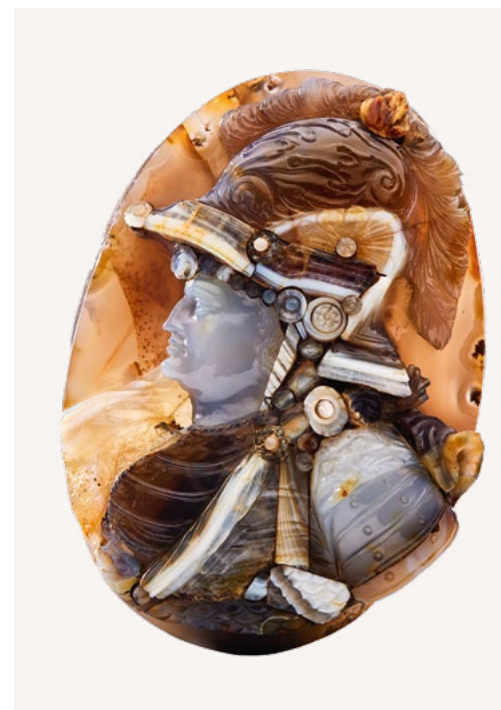
It would be difficult to discuss the art of the cameo without mentioning the figure of Alexander the Great (356–323 BCE). Suffice it to say that this 4<sup>th</sup> century BCE Macedonian king was to glyptic art what Mona Lisa is to painting: a sort of emblem. Although very few ancient Greek paintings have survived, we have several of his portraits, some made during his reign, such as a Hellenistic mosaic, and some from much later. He reappeared each time antiquity came back into fashion, from the Roman period, through the Italian Renaissance, and into the First and Second French Empires.

This impressive 17<sup>th</sup> century example from the Ladrière Collection serves as a reminder of the prestige Alexander retained during the Grand Siècle. King Louis XIV was passionate about him since his childhood, and regarded him as a true model—both literally and figuratively, if one judges by the number of known portraits of the French king as Alexander.

Nonetheless, the most legendary portrait of Alexander remains the one discussed by Pliny the Elder (23–79). Its illustrious creator was Pyrgoteles (Πυργτέλης), a Greek contemporary of Alexander and a true genius of glyptic art. Indeed, while

the sculptor Lysippus and the painter Apelles had the distinguished honor of being permitted to represent the king in their respective fields, Pyrgoteles immortalized his features in stone miniature and, thus, forever inscribed his own name in history.

Léonard Pouy,  
Art Historian PhD, Researcher  
& Professor at L'ÉCOLE, School of Jewelry Arts



Germany, 17<sup>th</sup> century  
*Alexander as Minerva*  
Cameo commesso  
(agate, sardonyx,  
chalcedony and carnelian)  
Guy Ladrière Collection  
Photo Benjamin Chelly



## ONLINE

Our Conversations are broadcast live from Paris or Hong Kong, or from partner museums or cultural institutions. These Live Online Conversations are given in French and English, with simultaneous interpretation in Cantonese, Mandarin and Japanese.

**Free Live Online Conversations, by registration**

### May

#### The Glyptic Arts

With **Philippe Nicolas**, Master of Art, engraver and stone sculptor from Maison Cartier & **Olivier Segura**, Gemologist and Scientific Director at L'ÉCOLE, School of Jewelry Arts

—  
**Thursday, May 5<sup>th</sup> at 5:00 pm,**  
in French

**Friday, May 6<sup>th</sup> at 12:00 pm,**  
in English with simultaneous interpretation  
available in Cantonese, Mandarin, and Japanese  
**Friday, May 6<sup>th</sup> at 6:30 pm,**  
in English

—  
*This online conversation will be broadcast  
live from the GemGenève show.*



Rome, 19<sup>th</sup> century,  
**Medusa**, Carnelian cameo,  
Guy Ladrière Collection,  
Photo Benjamin Chelly

### June



Italy (?) 16<sup>th</sup> century,  
**Hercules**, Sardonyx  
cameo, gilt bronze frame,  
Guy Ladrière Collection,  
Photo Benjamin Chelly

#### Virtual Guided Tour of the Exhibition « Engraved Gems »


With **Philippe Malgouyres**, Art historian, Chief curator of the Department of Art Objects of the Musée du Louvre and Exhibition curator & **Gislain Aucremanne**, Art Historian, Antique Jewelry Specialist and Conferences Project Manager at L'ÉCOLE, School of Jewelry Arts

—  
**Wednesday, June 1<sup>st</sup> at 7:00 pm,**  
in French

**Thursday, June 2<sup>nd</sup> at 1:00 pm,**  
in English with simultaneous interpretation  
available in Cantonese, Mandarin, and Japanese  
**Thursday, June 2<sup>nd</sup> at 7:00 pm,**  
in English

—  
*This online conversation will be broadcast  
live from L'ÉCOLE, School of Jewelry Arts in Paris.*

### July



**Diamond Polishing Machine**,  
Antwerp diamond district,  
Belgium

#### Diamond: From Rough to Brilliant

With **Diren Ramsamy**, Expert Diamond Cutter & **Olivier Segura**, Gemologist and Scientific Director at L'ÉCOLE, School of Jewelry Arts

—  
**Wednesday, July 6<sup>th</sup> at 7:00 pm,**  
in French

**Thursday, July 7<sup>th</sup> at 1:00 pm,**  
in English with simultaneous interpretation  
available in Cantonese, Mandarin, and Japanese  
**Thursday, July 7<sup>th</sup> at 7:00 pm,**  
in English

—  
*This online conversation will be broadcast  
live from L'ÉCOLE, School of Jewelry Arts in Paris.*

#### Practical information

Information and registration:  
[www.lecole.vancleefarpels.com/fr/en/live-online-conversations-2](http://www.lecole.vancleefarpels.com/fr/en/live-online-conversations-2)



# DICTIONARY OF JEWELERS AND GOLDSMITHS

IN FRANCE FROM 1850 TO THE PRESENT  
BY REMI VERLET (FRENCH PUBLICATION)

L'ÉCOLE is publishing a reference work for professionals and amateurs of silver and goldsmithing and jewelry: *Dictionnaires des joailliers, bijoutiers et orfèvres en France, de 1850 à nos jours* (Dictionary of Jewelers and Goldsmiths in France from 1850 to the present).

The fruit of a veritable research project carried out over ten years, this publication comprises two volumes: a dictionary and directory.

— **The dictionary** features approximately 40,000 entries of jewelers, jewelry-makers, silver and goldsmiths, silver gilders and gilders, chasers and other related trades, as well as creators and designers ... and is accompanied by the descriptions of 25,000 hallmarks, including 9,000 reproduced in the form of stylized drawings.

— **The second volume** offers a directory allowing users to find the artisans referred to in the first volume based on a description of their hallmark.

The dictionary not only brings together some 40,000 names of artisans working with metal between 1850 and today, it provides a biographical note for each of them, including dates, successive addresses, name of their boutique, specialties of the manufacturer, the possible houses for which they worked, a brief description of their hallmark, date of deposit, and documentary references. This work constitutes a new working tool and reference work for professionals and amateurs interested in contemporary goldsmithing and jewelry (since 1850).

### Practical information

Information:  
[www.lecole.vancleefarpels.com/fr/en/lecoles-books-0](http://www.lecole.vancleefarpels.com/fr/en/lecoles-books-0)



### Boxset with the two volumes

**Dictionary:** 2,400 pages

**Directory:** 1,056 pages

**Format:** 140 x 205 mm

**Limited edition**

**Language:** French-language publication only

**Price:** €650 incl. VAT.



## Portrait of a Student

# PHILIPPE

ACUPUNCTURIST DOCTOR



### How did you discover L'ÉCOLE, School of Jewelry Arts?

I discovered L'ÉCOLE on the Internet in 2020, when I was looking for tickets for the Jean Vendôme Exhibition. I was intrigued and so I clicked to further browse the website... I discovered classes, it was exactly what I dreamed of.... In fact, since my teenage years, I have been taking solitary walks on Rue de la Paix and Place Vendôme, and slowly tasting the magnificence of the pieces of jewelry exhibited in display windows.

### Which courses did you take, and which one did you prefer?

The first course I took was on gemstones. I came out ENCHANTED and euphoric in the taxi that was taking me back to the office. Subsequently, I took a lot of courses...

“Around the World in Jewelry”

“Entering the Van Cleef & Arpels Universe”

“Once Upon A Time There Was Jewelry Design”

“Fascinating Diamonds”: I followed the 2 modules of 4 hours.

“From the Chef to the Master Jeweler: Hands-On Excellence, in partnership with the Ritz Escoffier School”:

A course just UNFORGETTABLE.

“Ruby, a Fiery and Bewitching Stone”: An EXCEPTIONAL course too.

In addition, I do not miss any Live Online Conversation given by L'ÉCOLE. The last conference on colored diamonds was exciting. I block my appointments at the office so that I can follow all the talks!

### What have the different courses you have taken brought you?

An INFINITE pleasure, charm, elegance, extreme refinement, historical and geological knowledge, knowledge about the design of a jewel, etc. All this enchants me...

### Has your experience at L'ÉCOLE changed your taste or your way of looking at jewelry?

Of course, I don't see jewelry in the same way at all, I have a much more “professional” eye. I observe (discreetly) what my patients are wearing and with a secret delight, those of my wife (who wears them very well).

## Portrait of a Teacher

# LÉONARD POUY



DOCTOR IN ART HISTORY AND  
TEACHER-RESEARCHER AT L'ÉCOLE,  
SCHOOL OF JEWELRY ARTS

### A word about your professional career?

#### How did you get into the jewelry world?

I am a pure product of the European university system! After a Master's degree in art history spent between the universities of Leuven, in Flanders, and Paris-Sorbonne, I decided to devote my doctoral thesis, co-directed with the University of Geneva, to Dutch painting of the 17<sup>th</sup> century. As a doctoral student, I was able to collaborate from 2010 to 2014, as a researcher at the INHA and had the opportunity to teach for five years in various French universities. It was at this time, in order to get out of my field of specialization, that I decided to take an interest in the decorative arts. Little did I know that I would soon fall into the stew of jewelry history!

### When and how did you become a teacher at the L'ÉCOLE, School of Jewelry Arts?

It so happens that I share with Guillaume Glorieux, Director of Teaching and Research at L'ÉCOLE, the same thesis advisor Professor Alain Mérot! After defending my doctorate, Professor Mérot recommended that I contact L'ÉCOLE, knowing that they were looking for art historians for their activities. This is how I was able to work from 2018 on a research project around the commercial exchanges related to natural pearls between the Arabian Gulf and France at the dawn of the 20<sup>th</sup> century. A year later, this research project became an exhibition and I had joined the internal team of the L'ÉCOLE! That's how much the experience had lured me.

### What courses do you teach? A favorite among them?

I teach all the History of Jewelry and Initiation courses, while also occasionally teaching certain savoir-faire or gemology courses in the historical sections. I have a particular fondness for the course “The Power of Jewelry: Amulets, Talismans and Lucky Charms” given the diversity of cultures and periods it covers, as well as for the course “The Engagement Ring: A Love Story” which allows us to study in detail an object that is much older, richer and more complex than we could imagine!

# Portrait of a Teacher

## Your next project or the one you would like to realize?

I wish to keep it a secret, but I am currently very interested in the question of hidden treasures and how these sets of objects, which are amassed, hidden and then fortuitously discovered, can radically change the conception we have of a practice or an era... While the dragons, witches and elves whose stories we are told during childhood tend to be rare today, treasures do exist and can even be studied! To be continued...

## And finally, could you tell us about your favorite piece of jewelry?

It's a hard question to answer, but if I have to be honest, I must admit that it's a jewel in a painting, in this case the one that hangs from the left ear of "The Girl with a Pearl Earring" painted by Johannes Vermeer! A pearl so beautiful and big that it would make Marie-Antoinette or Elizabeth Taylor blush...



*The Girl with a Pearl Earring,*  
Johannes Vermeer, ca. 1665,  
Mauritshuis, The Hague




# COURSE PROGRAM IN PARIS

## May

The titles of courses, workshops and conferences are indicated in the language in which they will be given, in French or in English. This program might change depending on the health situation.

- Courses
- Live Online Conversations
- Workshops for Young People



Course From the Wax Project to the Setting Techniques

### Wednesday 4<sup>th</sup>

**2:30 pm — 4:30 pm**  
Workshop for ages 12 to 16:  
La maquette, première vision d'un bijou en volume

### Thursday 5<sup>th</sup>

**10:00 am — 12:00 pm**  
Workshop for ages 6 to 8:  
Créer ton bijou

**5:00 pm — 6:00 pm**  
**Live Online Conversation**  
*L'art de la glyptique*

### Friday 6<sup>th</sup>

**12:00 pm — 1:00 pm**  
**Live Online Conversation**  
*The Glyptic Arts*

**6:30 pm — 7:30 pm**  
**Live Online Conversation**  
*The Glyptic Arts*

### Monday 9<sup>th</sup>

**10:00 am — 12:30 pm**  
Un amour de bijou :  
la bague de fiançailles

### Tuesday 10<sup>th</sup>

**5:00 pm — 7:30 pm**  
Premiers pas en joaillerie

### Wednesday 11<sup>th</sup>

**10:00 am — 12:00 pm**  
Trying your hand at  
Japanese Urushi Lacquer

### Thursday 12<sup>th</sup>

**10:00 am — 12:00 pm**  
The Diamond: A  
Gemological Exception

### Friday 13<sup>th</sup>

**10:00 am — 12:00 pm**  
La magie du diamant :  
symboles & légendes

### Thursday 12<sup>th</sup>

**9:00 am — 1:00 pm**  
Découvrir les pierres

### Friday 13<sup>th</sup>

**9:00 am — 1:00 pm**  
From Design to Mock-Up

### Saturday 14<sup>th</sup>

**9:00 am — 1:00 pm**  
L'art lapidaire 1 —  
Découverte : histoire  
& gestes

### Sunday 15<sup>th</sup>

**2:30 pm — 4:30 pm**  
Trying out the Jeweler's  
Techniques

**2:30 pm — 6:30 pm**  
Or et bijoux, de l'Antiquité  
aux princes de la  
Renaissance

### Monday 16<sup>th</sup>

**9:00 am — 1:00 pm**  
L'art lapidaire 2 —  
Initiation : taille d'une  
pierre de couleur

### Tuesday 17<sup>th</sup>

**10:00 am — 12:00 pm**  
Le diamant : une exception  
gemmologique

### Wednesday 18<sup>th</sup>

**2:30 pm — 6:30 pm**  
Du projet en cire aux  
techniques de serti

### Thursday 19<sup>th</sup>

**2:30 pm — 6:30 pm**  
Il était une fois  
le dessin joaillier

### Friday 20<sup>th</sup>

**2:30 pm — 6:30 pm**  
Le pouvoir des bijoux :  
amulettes, talismans  
et porte-bonheurs

### Saturday 21<sup>st</sup>

**9:00 am — 1:00 pm**  
Du bijou français  
à la laque japonaise

### Sunday 22<sup>nd</sup>

**9:00 am — 1:00 pm**  
The Lapidary's Art 1 -  
Discovery: History  
and Techniques

### Monday 23<sup>rd</sup>

**2:30 pm — 4:30 pm**  
Pratique des techniques  
joaillères

### Tuesday 24<sup>th</sup>

**2:30 pm — 6:30 pm**  
A History of Jewelry, from  
Louis XIV to Art Deco

### Wednesday 25<sup>th</sup>

**4:30 pm — 7:00 pm**  
The Making of a Jewel:  
Artistic Creativity,  
Exquisite Materials,  
Expert Hands

### Thursday 26<sup>th</sup>

**9:00 am — 1:00 pm**  
The Lapidary's Art 2 -  
Initiation: Cutting a  
Colored Stone

### Friday 27<sup>th</sup>

**9:00 am — 1:00 pm**  
Reconnaître les pierres

### Saturday 28<sup>th</sup>

**9:00 am — 1:00 pm**  
Jewelry and « Grand Feu »  
Enameling

### Sunday 29<sup>th</sup>

**9:00 am — 1:00 pm**  
Having Access to  
Van Cleef & Arpels  
Creations

### Monday 30<sup>th</sup>

**2:30 pm — 6:30 pm**  
Le bijou et les émaux  
grand feu

### Tuesday 31<sup>st</sup>

**2:30 pm — 6:30 pm**  
Une histoire de la joaillerie,  
de Louis XIV à l'Art déco

### Wednesday 18<sup>th</sup>

**10:00 am — 12:00 pm**  
À la découverte  
de la technique de la  
maquette en joaillerie

### Thursday 19<sup>th</sup>

**10:00 am — 12:00 pm**  
Introduction  
to Gemology

### Friday 20<sup>th</sup>

**2:30 pm — 6:30 pm**  
Entrer dans l'univers  
de Van Cleef & Arpels

### Saturday 21<sup>st</sup>

**9:00 am — 12:00 pm**  
Le gouaché en Haute  
Joaillerie 1 - La lumière

### Sunday 22<sup>nd</sup>

**9:00 am — 1:00 pm**  
Recognize the Gemstones

### Monday 23<sup>rd</sup>

**2:30 pm — 5:30 pm**  
Le gouaché en Haute  
Joaillerie 2 : La couleur

### Tuesday 24<sup>th</sup>

**2:30 pm — 6:30 pm**  
Once Upon A Time  
There Was Jewelry Design

### Wednesday 18<sup>th</sup>

**9:00 am — 12:00 pm**  
The Gouaché in High  
Jewelry 1: The Light

### Thursday 19<sup>th</sup>

**9:00 am — 1:00 pm**  
Accéder à la création  
de Van Cleef & Arpels

### Friday 20<sup>th</sup>

**9:00 am — 1:00 pm**  
Le rubis, pierre ardente  
et envoûtante

### Saturday 21<sup>st</sup>

**9:00 am — 4:00 pm**  
Du Chef Cuisinier au  
Maître Joaillier: les gestes  
de l'excellence, en  
partenariat avec L'École  
Ritz Escoffier

### Sunday 22<sup>nd</sup>

**2:30 pm — 5:00 pm**  
Around the World  
in Jewelry

### Monday 23<sup>rd</sup>

**2:30 pm — 5:30 pm**  
The Gouaché in High  
Jewelry 2: The Color



Course Discover the Gemstones

## June

### Wednesday 1<sup>st</sup>

**7:00 pm – 8:00 pm**  
Visite guidée virtuelle  
de l'exposition  
« Pierres gravées »

### Thursday 2<sup>nd</sup>

**1:00 pm – 2:00 pm**  
Virtual guided tour  
of the exhibition  
« Engraved Gems »

### 7:00 pm – 8:00 pm

Virtual guided tour  
of the exhibition  
« Engraved Gems »

### Tuesday 7<sup>th</sup>

**10:00 am – 12:00 pm**  
Introduction  
à la gemmologie

### 10:00 am – 12:00 pm

Pratique de la laque  
japonaise Urushi

### 10:00 am – 12:00 pm

The Diamond's Magic:  
Symbols & Legends

### 2:30 pm – 4:30 pm

Trying out the Jeweler's  
Techniques

### 5:00 pm – 7:30 pm

La naissance d'un bijou :  
Création artistique,  
matières et métiers  
d'excellence

### Wednesday 8<sup>th</sup>

**9:00 am – 1:00 pm**  
La fascination  
du diamant 1 :  
histoire & légendes

### 9:00 am – 1:00 pm

From the French Jewels  
to the Japanese Lacquer

### 2:30 pm – 4:30 pm

Initiation au sertissage

### 2:30 pm – 6:30 pm

Le pouvoir des bijoux :  
amulettes, talismans  
et porte-bonheurs

### 2:30 pm – 6:30 pm

Entering the  
Van Cleef & Arpels  
Universe

### Thursday 9<sup>th</sup>

### 10:00 am – 12:00 pm

Insolites bijoux Art  
nouveau

### 10:00 am – 12:00 pm

Discover the Technique  
of the Mock-up in Jewelry

### 2:30 pm – 4:30 pm

Pratique des techniques  
joaillières

### 2:30 pm – 5:00 pm

Un tour du monde du bijou

### Friday 10<sup>th</sup>

### 9:00 am – 1:00 pm

Art Nouveau: Astonishing  
Jewels - From School  
to Museum

### 9:00 am – 1:00 pm

Découvrir les pierres

### 9:00 am – 1:00 pm

From the Wax Project to  
the Setting Techniques

### 2:30 pm – 6:30 pm

Il était une fois  
le dessin joaillier

### Monday 13<sup>th</sup>

### 9:00 am – 11:30 pm

Un amour de bijou :  
la bague de fiançailles

### 9:00 am – 1:00 pm

The Lapidary's Art 1 -  
Discovery: History  
and Techniques

### 2:30 pm – 4:30 pm

Pratique des techniques  
joaillières

### 2:30 pm – 6:30 pm


A History of Jewelry, from  
Louis XIV to Art Deco

### 4:30 pm – 7:00 pm

The Making of a Jewel:  
Artistic Creativity,  
Exquisite Materials,  
Expert Hands



Course The Gouaché in High Jewelry 2: The Color



Course The Gouaché  
in High Jewelry 2: The Color

### Tuesday 14<sup>th</sup>

### 9:00 am – 1:00 pm

The Lapidary's Art 2 -  
Initiation: Cutting  
a Colored Stone

### 9:00 am – 1:00 pm

Reconnaître les pierres

### 9:00 am – 1:00 pm

Jewelry and « Grand Feu »  
Enameling

### 9:00 am – 1:00 pm

Having Access to  
Van Cleef & Arpels  
Creations

### 2:30 pm – 6:30 pm

The Power of Jewelry:  
Amulets, Talismans  
and Lucky Charms

### 2:30 pm – 6:30 pm

Or et bijoux, de  
l'Antiquité aux princes  
de la Renaissance

### Wednesday 15<sup>th</sup>

### 9:00 am – 1:00 pm

Une histoire de la joaillerie,  
de Louis XIV à l'Art déco

### 9:00 am – 1:00 pm

Du dessin à la maquette

### 2:00 pm – 4:00 pm

Workshop for ages 12 to 16:  
A la découverte du métier  
de dessinateur de bijoux

### 2:30 pm – 6:30 pm

Entrer dans l'univers  
de Van Cleef & Arpels

### 2:30 pm – 6:30 pm

Le bijou et les émaux  
grand feu

### Thursday 16<sup>th</sup>

### 9:00 am – 12:00 pm

Le gouaché en Haute  
Joaillerie 1 - La lumière

### 9:00 am – 1:00 pm

Recognize the Gemstones

### 9:00 am – 1:00 pm

L'art lapidaire 1 –  
Découverte :  
histoire & gestes

### 2:30 pm – 5:30 pm

Le gouaché en Haute  
Joaillerie 2 : La couleur

### 2:30 pm – 6:30 pm

Once Upon A Time  
There Was Jewelry Design

### Friday 17<sup>th</sup>

### 9:00 am – 12:00 pm

The Gouaché in High  
Jewelry 1: The Light

### 9:00 am – 1:00 pm

Accéder à la création  
de Van Cleef & Arpels

### 9:00 am – 1:00 pm

Le rubis, pierre ardente  
et envoûtante

### 9:00 am – 1:00 pm

L'art lapidaire 2 –  
Initiation : taille d'une  
pierre de couleur

### 2:30 pm – 5:00 pm

Around the World  
in Jewelry

### 2:30 pm – 5:30 pm

The Gouaché in High  
Jewelry 2: The Color

### Monday 20<sup>th</sup>

### 9:00 am – 1:00 pm

Discover the Gemstones

### 2:30 pm – 6:30 pm

La fascination du  
diamant 2 : science et  
gemmologie

### Wednesday 22<sup>nd</sup>

### 2:30 pm – 4:30 pm

Workshop for ages 12 to 16:  
La maquette : première  
vision d'un bijou en volume

### 2:30 pm – 4:30 pm

Workshop for ages 6 to 8:  
Couronnes et épées

### Wednesday 29<sup>th</sup>

### 2:30 pm – 4:30 pm

Workshop for ages 9 to 11:  
Crée ta pendule précieuse

### 2:30 pm – 4:30 pm

Workshop for ages 12 to 16:  
Découvrir le monde des  
pierres



## July

### Monday 4<sup>th</sup>

**10:00 pm – 12:30 pm**

Un amour de bijou :  
la bague de fiançailles

—

**2:30 pm – 6:30 pm**

Or et bijoux, de l'Antiquité  
aux princes de la  
Renaissance

—

**2:30 pm – 6:30 pm**

The Ruby, a Fiery  
and Bewitching Stone

### Tuesday 5<sup>th</sup>

**9:00 am – 1:00 pm**

Du bijou français  
à la laque japonaise

—

**9:00 am – 1:00 pm**

Découvrir les pierres

—

**9:00 am – 1:00 pm**

Fascinating Diamonds I:  
History and Legends

—

**2:30 pm – 4:30 pm**

Trying out the Jeweler's  
Techniques

—

**5:00 pm – 7:30 am**

La naissance d'un bijou :  
Création artistique,  
matières et métiers  
d'excellence

### Wednesday 6<sup>th</sup>

**10:00 am – 12:00 pm**

The Diamond: A  
Gemological Exception

—

**10:00 am – 12:00 pm**

La magie du diamant :  
symboles & légendes

—

**10:00 am – 12:00 pm**

Trying your hand at  
Japanese Urushi Lacquer

—

**2:30 pm – 6:30 pm**

Entering the  
Van Cleef & Arpels  
Universe

—

**2:30 pm – 6:30 pm**

Le pouvoir des bijoux :  
amulettes, talismans  
et porte-bonheurs

—

**2:30 pm – 6:30 pm**

Du projet en cire aux  
techniques de serti

—

**7:00 pm – 8:00 pm**

**Live Online Conversation**

Le diamant :  
du brut au brillant

### Thursday 7<sup>th</sup>

**9:00 am – 1:00 pm**

Insolites bijoux Art  
nouveau : de L'École  
au Musée

—

**9:00 am – 1:00 pm**

Gold and Jewelry, from  
Antiquity to the  
Renaissance Princes

—

**9:00 am – 1:00 pm**

From Design to Mock-Up

—

**1:00 pm – 2:00 pm**

**Live Online Conversation**

Diamond: from  
rough to brilliant

—

**2:30 pm – 4:30 pm**

Pratique des techniques  
joaillères

—

**2:30 pm – 5:00 pm**

Un tour du monde du bijou

—

**7:00 pm – 8:00 pm**

**Live Online Conversation**

Diamond: from  
rough to brilliant

### Friday 8<sup>th</sup>

**10:00 am – 12:00 pm**

Le diamant : une exception  
gemmologique

—

**10:00 am – 12:00 pm**

Introduction to Setting

—

**10:00 am – 12:00 pm**

Art Nouveau:  
Astonishing Jewels

—

**2:30 pm – 6:30 pm**

Une histoire de la joaillerie,  
de Louis XIV à l'Art déco

### Monday 11<sup>th</sup>

**9:00 am – 1:00 pm**

The Lapidary's Art I-  
Discovery: History  
and Techniques

—

**10:00 am – 12:30 pm**

The Engagement Ring:  
A Love Story

—

**2:30 pm – 4:30 pm**

Pratique des techniques  
joaillères

—

**2:30 pm – 6:30 pm**

A History of Jewelry, from  
Louis XIV to Art Deco

—

**4:30 pm – 7:00 pm**

The Making of a Jewel:  
Artistic Creativity,  
Exquisite Materials,  
Expert Hands

### Tuesday 12<sup>th</sup>

**9:00 am – 1:00 pm**

Having Access to  
Van Cleef & Arpels  
Creations

—

**9:00 am – 1:00 pm**

Jewelry and « Grand Feu »  
Enameling

—

**9:00 am – 1:00 pm**

The Lapidary's Art 2 -  
Initiation: Cutting a  
Colored Stone

—

**9:00 am – 1:00 pm**

Reconnaître les pierres

—

**2:30 pm – 6:30 pm**

Il était une fois le dessin  
joaillier

—

**2:30 pm – 6:30 pm**

Le bijou et les émaux  
grand feu

### Wednesday 13<sup>th</sup>

**10:00 am – 12:00 pm**

À la découverte de la  
technique de la maquette  
en joaillerie

—

**10:00 am – 12:00 pm**

Introduction to Gemology

—

**2:30 pm – 6:30 pm**

Entrer dans l'univers  
de Van Cleef & Arpels

—

### Monday 18<sup>th</sup>

**9:00 pm – 12:00 pm**

Le gouaché en Haute  
Joaillerie 1 - La lumière

—

**9:00 am – 1:00 pm**

L'art lapidaire 1 –  
Découverte :  
histoire & gestes

—

**9:00 am – 1:00 pm**

The Power of Jewelry:  
Amulets, Talismans  
and Lucky Charms

—

**9:00 am – 1:00 pm**

Recognize the Gemstones

—

**2:30 pm – 5:30 pm**

Le gouaché en Haute  
Joaillerie 2 - La couleur

### Tuesday 19<sup>th</sup>

**9:00 pm – 12:00 pm**

The Gouaché in High  
Jewelry 1: The Light

—

**9:00 am – 1:00 pm**

Accéder à la création  
de Van Cleef & Arpels

—

**9:00 am – 1:00 pm**

L'art lapidaire 2 –  
Initiation : taille  
d'une pierre de couleur

—

**9:00 am – 1:00 pm**

Le rubis, pierre ardente  
et envoûtante

—

**2:30 pm – 5:00 pm**

Around the World  
in Jewelry

—

**2:30 pm – 5:30 pm**

The Gouaché in High  
Jewelry 2: The Color

—

**2:30 pm – 6:30 pm**

Once Upon A Time  
There Was Jewelry Design

### Wednesday 20<sup>th</sup>

**10:00 am – 12:00 pm**

Workshop for ages 9 to 11:  
Dessine des pierres  
précieuses

—

**10:00 am – 12:00 pm**

Workshop for ages 6 to 8:  
Couronnes et épées

—

**2:30 pm – 4:30 pm**

Workshop for ages 12 to 16:  
A la découverte du métier  
de dessinateur de bijoux

—

**2:30 pm – 4:30 pm**

Workshop for ages 9 to 11:  
Fabrique ta boîte à trésors

### Thursday 21<sup>st</sup>

**10:00 am – 12:00 pm**

Workshop for ages 12 to 16:  
Découvrir le monde des  
pierres

—

**10:00 am – 12:00 pm**

Workshop for ages 6 to 8:  
Crée ton bijou

—

**2:30 pm – 4:30 pm**

Workshop for ages 12 to 16:  
La maquette : première  
vision d'un bijou en volume

—

**2:30 pm – 4:30 pm**

Workshop for ages 9 to 11:  
Crée ta pendule précieuse

—



Course A History of Jewelry,  
from Louis XIV to Art Deco

# List of Courses and Workshops

## Introduction

The courses, workshops and conversations are given in French or English, please refer to the language indicated for each proposed date. This program might change depending on the health situation.

### Around the World in Jewelry

— 2h30 / 100€ —

**Thursday 19<sup>th</sup> May,**  
in French

**Friday 20<sup>th</sup> May,**  
in English

**Thursday 9<sup>th</sup> June,**  
in French

**Friday 17<sup>th</sup> June,**  
in English

**Thursday 7<sup>th</sup> July,**  
in French

**Tuesday 19<sup>th</sup> July,**  
in English

### First Steps into Jewelry:

— 2h30 / 100€ —

**Tuesday 10<sup>th</sup> May,**  
in French

### The Making of a Jewel: Artistic Creativity, Exquisite Materials, Expert Hands

— 2h30 / 100€ —

**Monday 16<sup>th</sup> May,**  
in English

**Tuesday 7<sup>th</sup> June,**  
in French

**Monday 13<sup>th</sup> June,**  
in English

**Tuesday 5<sup>th</sup> July,**  
in French

**Monday 11<sup>th</sup> July,**  
in English

### The Engagement Ring: A Love Story

— 2h30 / 100€ —

**Monday 9<sup>th</sup> May,**  
in French

**Monday 13<sup>th</sup> June,**  
in French

**Monday 4<sup>th</sup> July,**  
in French

**Monday 11<sup>th</sup> July,**  
in English



Course *The Engagement Ring: A Love Story*

## Art History of Jewelry

### Art Nouveau: Astonishing Jewels

— 2h / 100€ —

**Thursday 9<sup>th</sup> June,**  
in French

**Friday 8<sup>th</sup> July,**  
in English

### Art Nouveau: Astonishing Jewels – From School to Museum

— 4h / 200€ —

**Friday 10<sup>th</sup> June,**  
in English

**Thursday 7<sup>th</sup> July,**  
in French

### A History of Jewelry, from Louis XIV to Art Deco

— 4h / 200€ —

**Monday 16<sup>th</sup> May,**  
in English

**Tuesday 17<sup>th</sup> May,**  
in French

**Monday 13<sup>th</sup> June,**  
in English

**Wednesday 15<sup>th</sup> June,**  
in French

**Friday 8<sup>th</sup> July,**  
in French

**Monday 11<sup>th</sup> July,**  
in English

### Gold and Jewelry, from Antiquity to the Renaissance Princes

— 4h / 200€ —

**Thursday 12<sup>th</sup> May,**  
in French

**Tuesday 14<sup>th</sup> June,**  
in French

**Monday 4<sup>th</sup> July,**  
in French

**Thursday 7<sup>th</sup> July,**  
in English

### The Power of Jewelry: Amulets, Talismans and Lucky Charms

— 4h / 200€ —

**Friday 13<sup>th</sup> May,**  
in French

**Wednesday 8<sup>th</sup> June,**  
in French

**Tuesday 14<sup>th</sup> June,**  
in English

**Wednesday 6<sup>th</sup> July,**  
in French

**Monday 18<sup>th</sup> July,**  
in English

### Entering the Van Cleef & Arpels Universe

— 4h / 200€ —

**Wednesday 18<sup>th</sup> May,**  
in French

**Wednesday 8<sup>th</sup> June,**  
in English

**Wednesday 15<sup>th</sup> June,**  
in French

**Wednesday 6<sup>th</sup> July,**  
in English

**Wednesday 13<sup>th</sup> July,**  
in French

### Once Upon A Time There Was Jewelry Design

— 4h / 200€ —

**Friday 13<sup>th</sup> May,**  
in French

**Thursday 19<sup>th</sup> May,**  
in English

**Friday 10<sup>th</sup> June,**  
in French

**Thursday 16<sup>th</sup> June,**  
in English

**Tuesday 12<sup>th</sup> July,**  
in French

**Tuesday 19<sup>th</sup> July,**  
in English



Course *Art Nouveau: Astonishing Jewels*



# List of Courses and Workshops

## The World of Gemstones

### Introduction to Gemology

— 2h / 100€ —

**Wednesday 18<sup>th</sup> May,**  
in English

**Tuesday 7<sup>th</sup> June,**  
in French

**Wednesday 13<sup>th</sup> July,**  
in English

### The Diamond's Magic: Symbols & Legends

— 2h / 100€ —

**Wednesday 11<sup>th</sup> May,**  
in French

**Tuesday 7<sup>th</sup> June,**  
in English

**Wednesday 6<sup>th</sup> July,**  
in French

### The Diamond: A Gemological Exception

— 2h / 100€ —

**Wednesday 11<sup>th</sup> May,**  
in English

**Friday 13<sup>th</sup> May,**  
in French

**Wednesday 6<sup>th</sup> July,**  
in English

**Friday 8<sup>th</sup> July,**  
in French

### Discover the Gemstones

— 4h / 200€ —

**Thursday 12<sup>th</sup> May,**  
in French

**Friday 10<sup>th</sup> June,**  
in French

**Monday 20<sup>th</sup> June,**  
in English

**Tuesday 5<sup>th</sup> July,**  
in French

### Recognize the Gemstones

— 4h / 200€ —

**Tuesday 17<sup>th</sup> May,**  
in French

**Thursday 19<sup>th</sup> May,**  
in English

**Tuesday 14<sup>th</sup> June,**  
in French

**Thursday 16<sup>th</sup> June,**  
in English

**Tuesday 12<sup>th</sup> July,**  
in French

**Monday 18<sup>th</sup> July,**  
in English

### Fascinating Diamonds I: History and Legends

— 4h / 200€ —

**Wednesday 8<sup>th</sup> June,**  
in French

**Tuesday 5<sup>th</sup> July,**  
in English

### Fascinating Diamonds 2: Science & Gemology

— 4h / 200€ —

**Monday 20<sup>th</sup> June,**  
in French

### Ruby, a Fiery and Bewitching Stone


— 4h / 200€ —

**Friday 20<sup>th</sup> May,**  
in French

**Friday 17<sup>th</sup> June,**  
in French

**Monday 4<sup>th</sup> July,**  
in English

**Tuesday 19<sup>th</sup> July,**  
in French



Course Discover the Gemstones

## Savoir-Faire

### Trying Out the Jeweler's Techniques

— 2h / 100€ —

**Thursday 12<sup>th</sup> May,**  
in English

**Monday 16<sup>th</sup> May,**  
in French

**Tuesday 7<sup>th</sup> June,**  
in English

**Thursday 9<sup>th</sup> June,**  
in French

**Monday 13<sup>th</sup> June,**  
in French

**Tuesday 5<sup>th</sup> July,**  
in English

**Thursday 7<sup>th</sup> July,**  
in French

**Monday 11<sup>th</sup> July,**  
in French

### Discover the Technique of the Mock-Up in Jewelry

— 2h / 100€ —

**Wednesday 18<sup>th</sup> May,**  
in French

**Thursday 9<sup>th</sup> June,**  
in English

**Wednesday 13<sup>th</sup> July,**  
in French

### Introduction to Setting

— 2h / 100€ —

**Wednesday 8<sup>th</sup> June,**  
in French

**Friday 8<sup>th</sup> July,**  
in English

### The Gouaché in High Jewelry 1 – The Light

— 3h / 200€ —

**Thursday 19<sup>th</sup> May,**  
in French

**Friday 20<sup>th</sup> May,**  
in English

**Thursday 16<sup>th</sup> June,**  
in French

**Friday 17<sup>th</sup> June,**  
in English

**Monday 18<sup>th</sup> July,**  
in French

**Tuesday 19<sup>th</sup> July,**  
in English

### From Design to Mock-Up

— 4h / 200€ —

**Thursday 12<sup>th</sup> May,**  
in English

**Wednesday 15<sup>th</sup> June,**  
in French

**Thursday 7<sup>th</sup> July,**  
in English

### The Gouaché in High Jewelry 2 – The Color

— 3h / 200€ —

**Thursday 19<sup>th</sup> May,**  
in French

**Friday 20<sup>th</sup> May,**  
in English

**Thursday 16<sup>th</sup> June,**  
in French

**Friday 17<sup>th</sup> June,**  
in English

**Monday 18<sup>th</sup> July,**  
in French

**Tuesday 19<sup>th</sup> July,**  
in English

### Having Access to Van Cleef & Arpels Creations

— 4h / 350€ —

**Tuesday 17<sup>th</sup> May,**  
in English

**Friday 20<sup>th</sup> May,**  
in French

**Tuesday 14<sup>th</sup> June,**  
in English

**Friday 17<sup>th</sup> June,**  
in French

**Tuesday 12<sup>th</sup> July,**  
in English

**Tuesday 19<sup>th</sup> July,**  
in French

# List of Courses and Workshops

## Savoir-Faire

### From the Wax Project to the Setting Techniques

— 4h / 200€ —

**Friday 13<sup>th</sup> May,**  
in French

**Friday 10<sup>th</sup> June,**  
in English

**Wednesday 6<sup>th</sup> July,**  
in French

### Introduction to Setting

— 2h / 100€ —

**Wednesday 8<sup>th</sup> June**  
in French

**Friday 8<sup>th</sup> July**  
in English

### Jewelry and “Grand Feu” Enameling

— 4h / 200€ —

**Tuesday 17<sup>th</sup> May,**  
in French et in English

**Tuesday 14<sup>th</sup> June,**  
in English

**Wednesday 15<sup>th</sup> June,**  
in French

**Tuesday 12<sup>th</sup> July,**  
in French et in English

### The Lapidary’s Art 1 – Discovery: History and Techniques

— 4h / 200€ —

**Thursday 12<sup>th</sup> May,**  
in French

**Monday 16<sup>th</sup> May,**  
in English

**Monday 13<sup>th</sup> June,**  
in English

**Thursday 16<sup>th</sup> June,**  
in French

**Monday 11<sup>th</sup> July,**  
in English

**Monday 18<sup>th</sup> July,**  
in French

### From French Jewels to Japanese Lacquer

— 4h / 200€ —

**Monday 16<sup>th</sup> May,**  
in French

**Wednesday 8<sup>th</sup> June,**  
in English

**Tuesday 5<sup>th</sup> July,**  
in French

### The Lapidary’s Art 2 – Initiation: Cutting a Colored Stone

— 4h / 200€ —

**Friday 13<sup>th</sup> May,**  
in French

**Tuesday 17<sup>th</sup> May,**  
in English

**Tuesday 14<sup>th</sup> June,**  
in English

**Friday 17<sup>th</sup> June,**  
in French

**Tuesday 12<sup>th</sup> July,**  
in English

**Tuesday 19<sup>th</sup> July,**  
in French

### From the Chef to the Master Jeweler: Hands-On Excellence, in partnership with the Ritz Escoffier School

— 1 day —  
(from 9:00 am to 4:00 pm)  
— 420€ —

**Friday 20<sup>th</sup> May,**  
in French

#### Practical information

To find more details on the courses, visit our website:  
[www.lecolevanclée-farpels.com/fr/en/sign-up/list](http://www.lecolevanclée-farpels.com/fr/en/sign-up/list)

#### Dates and registration:



## Workshops for Young People

### Workshops in French

2h — 15€



Course Crowns and Swords

### Create Your Jewel

(from ages 6 to 8)

**Thursday 5<sup>th</sup> May**  
**Thursday 21<sup>st</sup> July**

### Crowns and Swords

(from ages 6 to 8)

**Wednesday 22<sup>nd</sup> June**  
**Wednesday 20<sup>th</sup> July**

### Make Your Own Precious Clock

(from ages 9 to 11)

**Wednesday 29<sup>th</sup> June**  
**Thursday 21<sup>st</sup> July**

### Make Your Own Treasure Chest

(from ages 9 to 11)

**Wednesday 20<sup>th</sup> July**

### Draw Some Precious Stones

(from ages 9 to 11)

**Wednesday 20<sup>th</sup> July**

### Discovering the World of Gems

(from ages 12 to 16)

**Wednesday 29<sup>th</sup> June**  
**Thursday 21<sup>st</sup> July**

### Discovering the Jewelry Designer’s Profession

(from ages 12 to 16)

**Wednesday 15<sup>th</sup> June**  
**Wednesday 20<sup>th</sup> July**

### The Mock-Up: First Sculptural Vision of the Jewel

(from ages 12 to 16)

**Wednesday 4<sup>th</sup> May**  
**Wednesday 22<sup>nd</sup> June**  
**Thursday 21<sup>st</sup> July**



Course Make Your Own Treasure Chest

#### Practical information

To find more details on the courses, visit our website:  
[www.lecolevanclée-farpels.com/fr/en/sign-up/list](http://www.lecolevanclée-farpels.com/fr/en/sign-up/list)

#### Dates and registration:





# Notes

[illegible][illegible]


[illegible]

Ce Bulletin a été achevé d'imprimer en avril 2022 sur les presses de l'imprimeur PPA,  
Z.I. Mozinor, 2 avenue Président Salvador Allende 93106 Montreuil  
© L'École Van Cleef & Arpels 22 Place Vendôme 75001 Paris  
SASU au capital de 3.000.000 - RCS Paris B 433 901 485 - Dépôt légal : Mai 2022  
ISSN 2824-4281 (en ligne) - ISSN 2823-5333 (imprimé)



L'École des Arts Joailliers  
31, rue Danielle Casanova,  
75001 Paris  
+33 (0)1 70 70 38 40  
@lecolevanclleafarpels  
#lecolevanclleafarpels

**lecolevanclleafarpels.com**



The mission of L'ÉCOLE, School of Jewelry Arts is to share the culture of jewelry with a large and varied audience, both in France and abroad. By offering hands-on à la carte classes taught by passionate experts, videos and books, talks and exhibitions, L'ÉCOLE welcomes the public to learn about the savoir faire of jewelry-making techniques, the world of precious stones, and the history of jewelry. There are no prerequisites for education or skills. All our students need is a desire to learn.

L'ÉCOLE was established in 2012 with the support of Van Cleef & Arpels.

DISCOVER  
WONDER  
LEARN

Courses — Talks — Exhibitions — Publications